

Proyectos de Rehabilitación de Redes Edenorte Dominicana

Informe de Presupuesto Trimestre Abril – Junio 2021

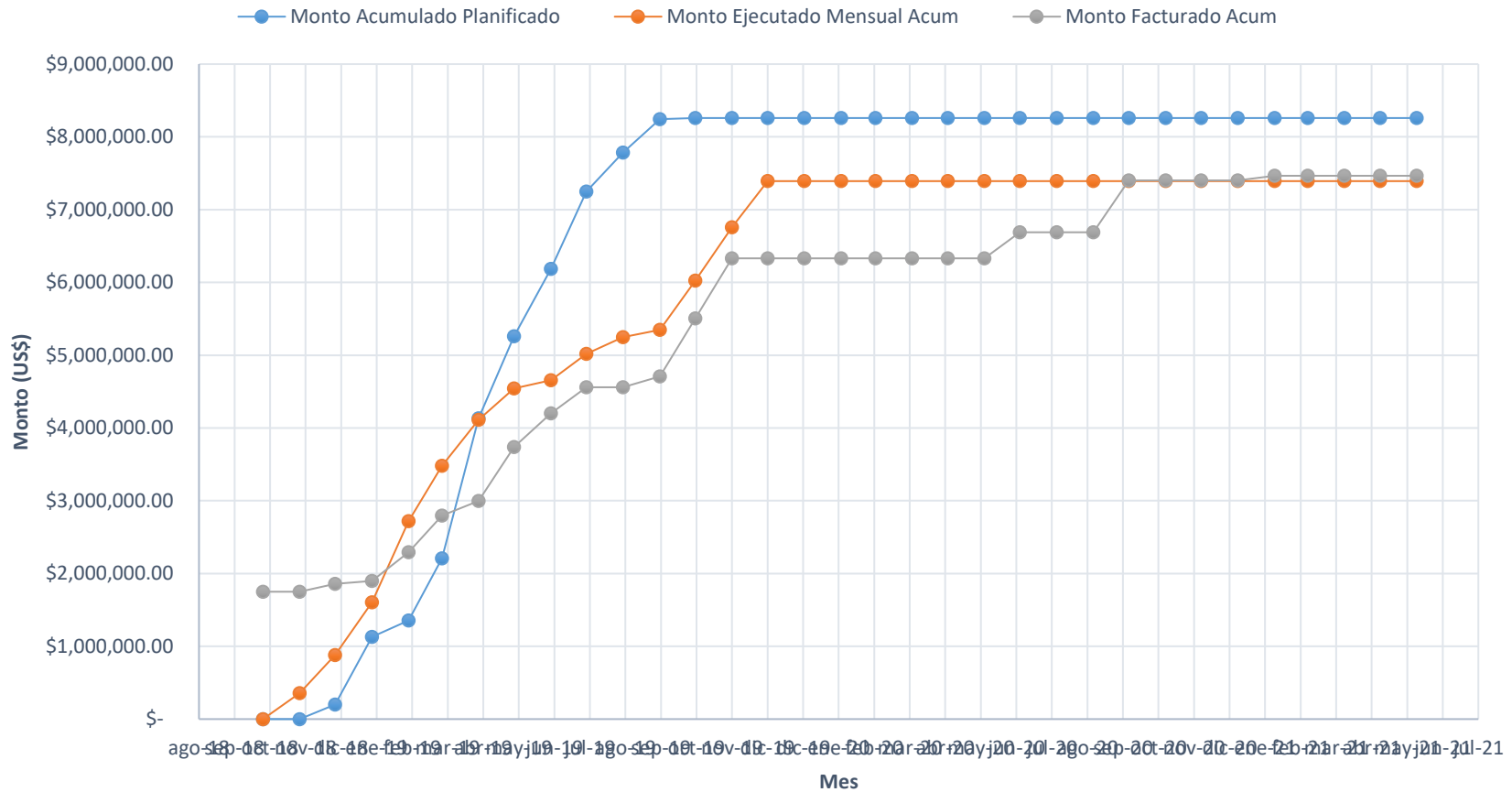
Proyecto CHIV105

Mes	Monto Acumulado Planificado	Monto Ejecutado Mensual Acumulado	Monto Facturado Acumulado
oct-2018	\$ -	\$ -	\$ 1,750,175.72
nov-2018	\$ -	\$ 356,802.04	\$ 1,750,175.72
dic-2018	\$ 198,503.24	\$ 880,949.01	\$ 1,856,409.97
ene-2019	\$ 1,130,582.53	\$ 1,604,688.95	\$ 1,898,051.83
feb-2019	\$ 1,353,312.86	\$ 2,721,623.24	\$ 2,292,834.32
mar-2019	\$ 2,207,759.21	\$ 3,481,295.13	\$ 2,797,779.25
abr-2019	\$ 4,132,340.14	\$ 4,112,945.53	\$ 2,998,122.61
may-2019	\$ 5,261,853.32	\$ 4,542,579.78	\$ 3,739,968.41
jun-2019	\$ 6,187,412.69	\$ 4,656,544.24	\$ 4,201,179.68
jul-2019	\$ 7,248,926.40	\$ 5,020,075.09	\$ 4,557,773.06
ago-2019	\$ 7,784,383.95	\$ 5,247,037.53	\$ 4,557,773.06
sep-2019	\$ 8,243,214.41	\$ 5,348,504.61	\$ 4,710,526.01
oct-2019	\$ 8,259,280.46	\$ 6,025,195.93	\$ 5,504,245.16
nov-2019	\$ 8,259,280.46	\$ 6,757,055.32	\$ 6,330,796.19
dic-2019	\$ 8,259,280.46	\$ 7,392,266.45	\$ 6,330,796.19
ene-2020	\$ 8,259,280.46	\$ 7,392,266.45	\$ 6,330,796.19
feb-2020	\$ 8,259,280.46	\$ 7,392,266.45	\$ 6,330,796.19
mar-2020	\$ 8,259,280.46	\$ 7,392,266.45	\$ 6,330,796.19
abr-2020	\$ 8,259,280.46	\$ 7,392,266.45	\$ 6,330,796.19
may-2020	\$ 8,259,280.46	\$ 7,392,266.45	\$ 6,330,796.19
jun-2020	\$ 8,259,280.46	\$ 7,392,266.45	\$ 6,330,796.19
jul-2020	\$ 8,259,280.46	\$ 7,392,266.45	\$ 6,690,190.01
ago-2020	\$ 8,259,280.46	\$ 7,392,266.45	\$ 6,690,190.01
sep-2020	\$ 8,259,280.46	\$ 7,392,266.45	\$ 6,690,190.01
oct-2020	\$ 8,259,280.46	\$ 7,392,266.45	\$ 7,401,333.20
nov-2020	\$ 8,259,280.46	\$ 7,392,266.45	\$ 7,401,333.20
dic-2020	\$ 8,259,280.46	\$ 7,392,266.45	\$ 7,401,333.20
ene-2021	\$ 8,259,280.46	\$ 7,392,266.45	\$ 7,401,333.20
feb-2021	\$ 8,259,280.46	\$ 7,392,266.45	\$ 7,465,928.82
mar-2021	\$ 8,259,280.46	\$ 7,392,266.45	\$ 7,465,928.82
abr-2021	\$ 8,259,280.46	\$ 7,392,266.45	\$ 7,465,928.82
may-2021	\$ 8,259,280.46	\$ 7,392,266.45	\$ 7,465,928.82
jun-2021	\$ 8,259,280.46	\$ 7,392,266.45	\$ 7,465,928.82

Proyectos de Rehabilitación de Redes Edenorte Dominicana

Informe de Presupuesto Trimestre Abril – Junio 2021

Curva S - LOTE 8 CHIV105

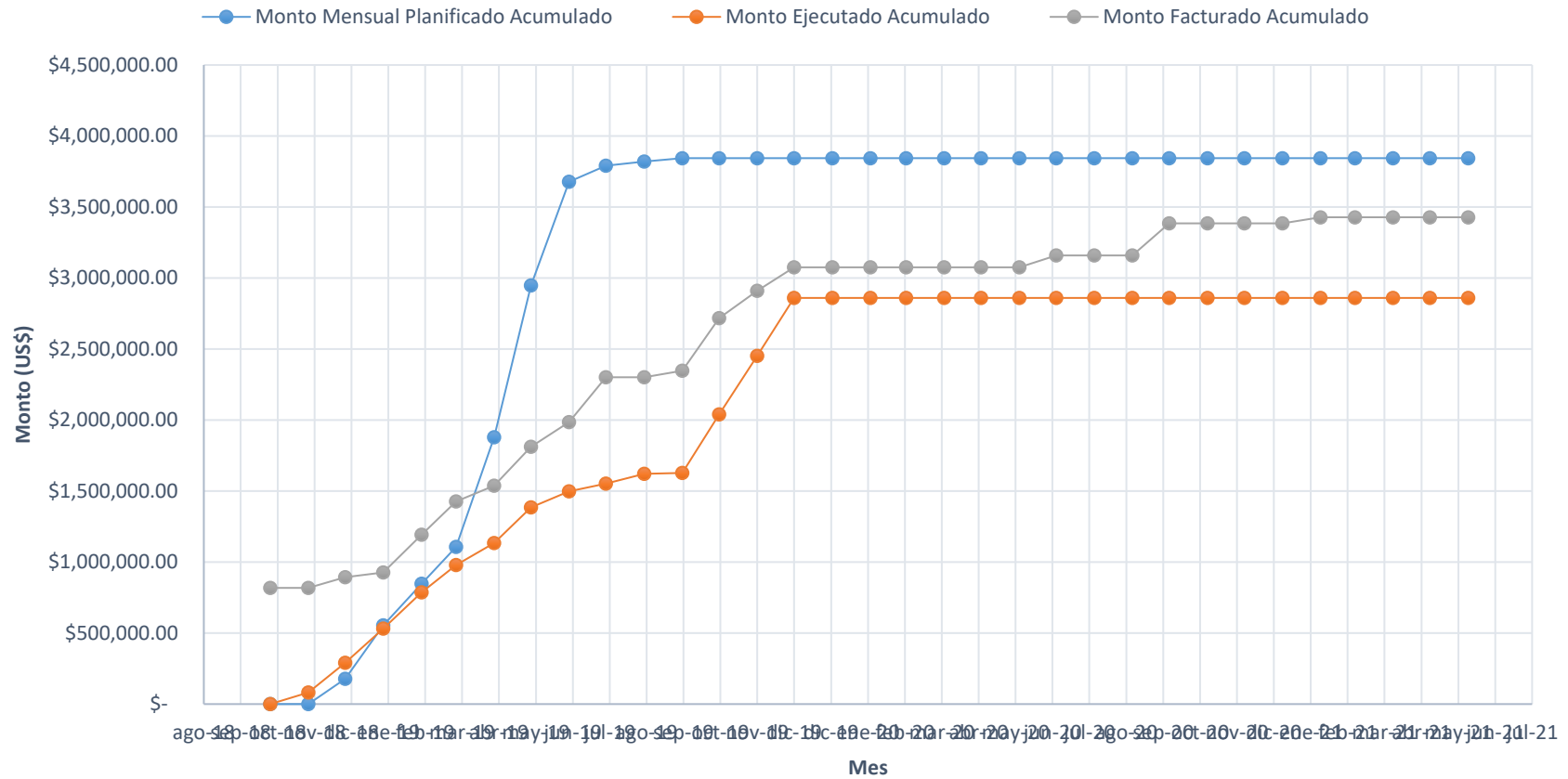


Proyectos de Rehabilitación de Redes Edenorte Dominicana

Informe de Presupuesto Trimestre Abril – Junio 2021

Proyecto CHIV106

Mes	Monto Mensual Planificado Acumulado	Monto Ejecutado Acumulado	Monto Facturado Acumulado
oct-2018	\$ -	\$ -	\$ 818,132.38
nov-2018	\$ -	\$ 80,782.18	\$ 818,132.38
dic-2018	\$ 178,361.67	\$ 290,628.37	\$ 893,692.46
ene-2019	\$ 555,443.03	\$ 530,559.41	\$ 926,498.82
feb-2019	\$ 848,168.32	\$ 786,303.75	\$ 1,192,616.62
mar-2019	\$ 1,107,264.05	\$ 978,408.75	\$ 1,426,316.92
abr-2019	\$ 1,878,232.84	\$ 1,134,232.43	\$ 1,537,069.45
may-2019	\$ 2,946,994.99	\$ 1,384,374.07	\$ 1,811,156.76
jun-2019	\$ 3,677,336.06	\$ 1,498,100.88	\$ 1,985,880.50
jul-2019	\$ 3,791,081.88	\$ 1,552,755.97	\$ 2,301,165.00
ago-2019	\$ 3,819,850.67	\$ 1,620,915.39	\$ 2,301,165.00
sep-2019	\$ 3,844,105.23	\$ 1,627,089.86	\$ 2,348,403.76
oct-2019	\$ 3,844,105.23	\$ 2,039,681.30	\$ 2,718,020.53
nov-2019	\$ 3,844,105.23	\$ 2,451,031.11	\$ 2,910,139.64
dic-2019	\$ 3,844,105.23	\$ 2,860,007.99	\$ 3,075,034.56
ene-2020	\$ 3,844,105.23	\$ 2,860,007.99	\$ 3,075,034.56
feb-2020	\$ 3,844,105.23	\$ 2,860,007.99	\$ 3,075,034.56
mar-2020	\$ 3,844,105.23	\$ 2,860,007.99	\$ 3,075,034.56
abr-2020	\$ 3,844,105.23	\$ 2,860,007.99	\$ 3,075,034.56
may-2020	\$ 3,844,105.23	\$ 2,860,007.99	\$ 3,075,034.56
jun-2020	\$ 3,844,105.23	\$ 2,860,007.99	\$ 3,075,034.56
jul-2020	\$ 3,844,105.23	\$ 2,860,007.99	\$ 3,158,720.64
ago-2020	\$ 3,844,105.23	\$ 2,860,007.99	\$ 3,158,720.64
sep-2020	\$ 3,844,105.23	\$ 2,860,007.99	\$ 3,158,720.64
oct-2020	\$ 3,844,105.23	\$ 2,860,007.99	\$ 3,385,705.82
nov-2020	\$ 3,844,105.23	\$ 2,860,007.99	\$ 3,385,705.82
dic-2020	\$ 3,844,105.23	\$ 2,860,007.99	\$ 3,385,705.82
ene-2021	\$ 3,844,105.23	\$ 2,860,007.99	\$ 3,385,705.82
feb-2021	\$ 3,844,105.23	\$ 2,860,008.99	\$ 3,427,935.58
mar-2021	\$ 3,844,105.23	\$ 2,860,010.99	\$ 3,427,935.58
abr-2021	\$ 3,844,105.23	\$ 2,860,013.99	\$ 3,427,935.58
may-2021	\$ 3,844,105.23	\$ 2,860,017.99	\$ 3,427,935.58
jun-2021	\$ 3,844,105.23	\$ 2,860,022.99	\$ 3,427,935.58



Proyectos de Rehabilitación de Redes Edenorte Dominicana

Informe de Presupuesto Trimestre Abril – Junio 2021

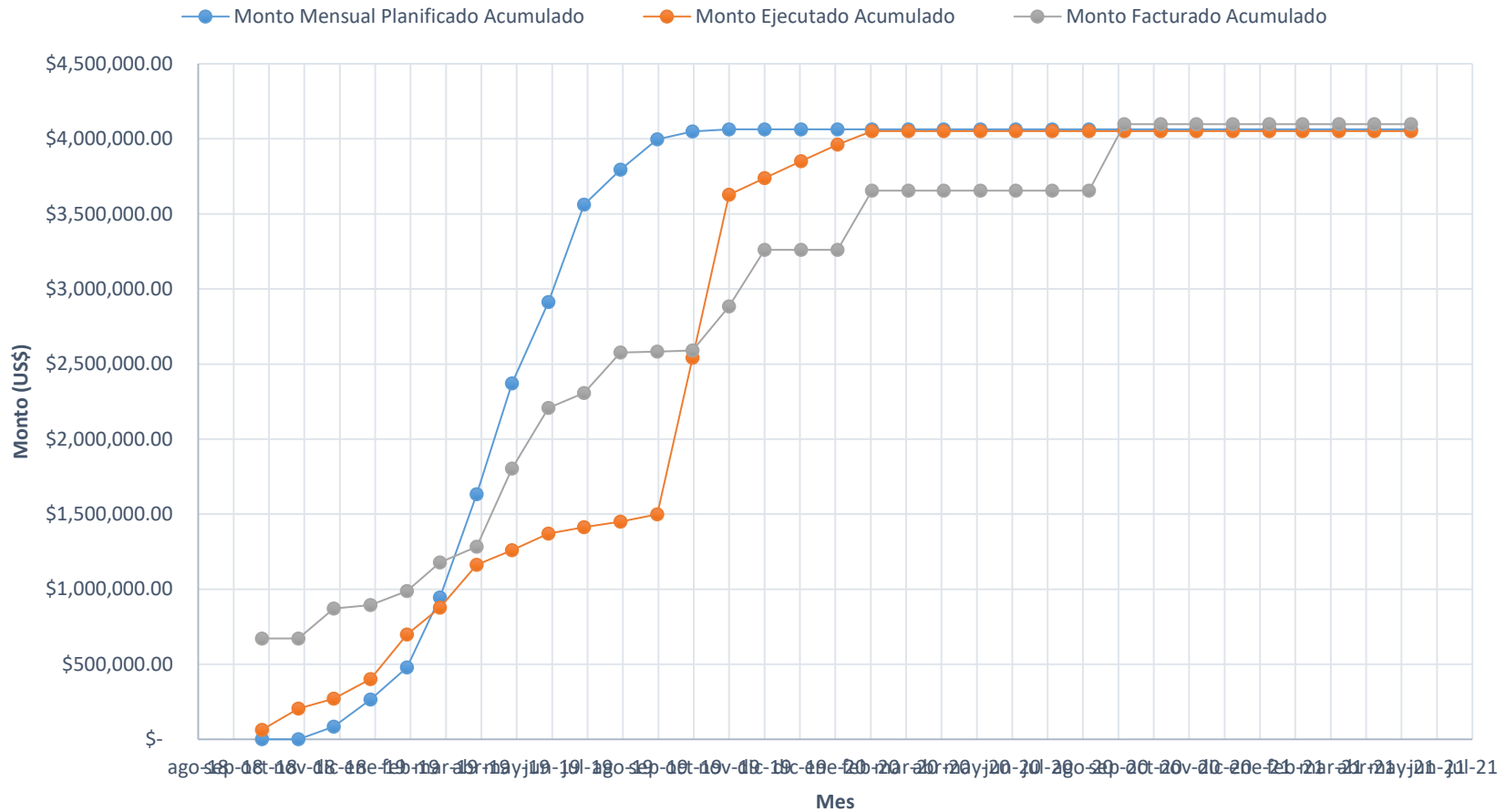
Proyecto ZFPP402

Mes	Monto Mensual Planificado Acumulado	Monto Ejecutado Acumulado	Monto Facturado Acumulado
oct-2018	\$ -	\$ 63,139.72	\$ 671,861.72
nov-2018	\$ -	\$ 205,228.89	\$ 671,861.72
dic-2018	\$ 84,571.27	\$ 270,186.26	\$ 870,314.86
ene-2019	\$ 265,248.68	\$ 401,953.90	\$ 894,069.88
feb-2019	\$ 479,637.97	\$ 697,444.48	\$ 987,272.79
mar-2019	\$ 944,678.42	\$ 876,145.19	\$ 1,178,914.41
abr-2019	\$ 1,633,378.47	\$ 1,162,801.35	\$ 1,283,131.92
may-2019	\$ 2,371,579.84	\$ 1,258,844.42	\$ 1,803,906.65
jun-2019	\$ 2,913,858.19	\$ 1,370,937.51	\$ 2,208,649.67
jul-2019	\$ 3,561,202.61	\$ 1,413,358.60	\$ 2,306,586.93
ago-2019	\$ 3,794,458.18	\$ 1,449,135.26	\$ 2,576,383.72
sep-2019	\$ 3,997,404.69	\$ 1,498,696.21	\$ 2,582,800.02
oct-2019	\$ 4,048,908.07	\$ 2,542,113.01	\$ 2,590,114.60
nov-2019	\$ 4,063,514.98	\$ 3,627,545.15	\$ 2,883,083.51
dic-2019	\$ 4,063,514.98	\$ 3,739,295.39	\$ 3,260,398.29
ene-2020	\$ 4,063,514.98	\$ 3,851,045.64	\$ 3,260,398.29
feb-2020	\$ 4,063,514.98	\$ 3,962,795.89	\$ 3,260,398.29
mar-2020	\$ 4,063,514.98	\$ 4,051,505.52	\$ 3,655,806.57
abr-2020	\$ 4,063,514.98	\$ 4,051,505.52	\$ 3,655,806.57
may-2020	\$ 4,063,514.98	\$ 4,051,505.52	\$ 3,655,806.57
jun-2020	\$ 4,063,514.98	\$ 4,051,505.52	\$ 3,655,806.57
jul-2020	\$ 4,063,514.98	\$ 4,051,505.52	\$ 3,655,806.57
ago-2020	\$ 4,063,514.98	\$ 4,051,505.52	\$ 3,655,806.57
sep-2020	\$ 4,063,514.98	\$ 4,051,505.52	\$ 3,655,806.57
oct-2020	\$ 4,063,514.98	\$ 4,051,505.52	\$ 4,097,860.35
nov-2020	\$ 4,063,514.98	\$ 4,051,505.52	\$ 4,097,860.35
dic-2020	\$ 4,063,514.98	\$ 4,051,505.52	\$ 4,097,860.35
ene-2021	\$ 4,063,514.98	\$ 4,051,505.52	\$ 4,097,860.35
feb-2021	\$ 4,063,514.98	\$ 4,051,505.52	\$ 4,097,860.35
mar-2021	\$ 4,063,514.98	\$ 4,051,505.52	\$ 4,097,860.35
abr-2021	\$ 4,063,514.98	\$ 4,051,505.52	\$ 4,097,860.35
may-2021	\$ 4,063,514.98	\$ 4,051,505.52	\$ 4,097,860.35
jun-2021	\$ 4,063,514.98	\$ 4,051,505.52	\$ 4,097,860.35

Proyectos de Rehabilitación de Redes Edenorte Dominicana

Informe de Presupuesto Trimestre Abril – Junio 2021

Curva S - LOTE 10 ZFPP402



Proyectos de Rehabilitación de Redes Edenorte Dominicana

Informe de Presupuesto Trimestre Abril – Junio 2021

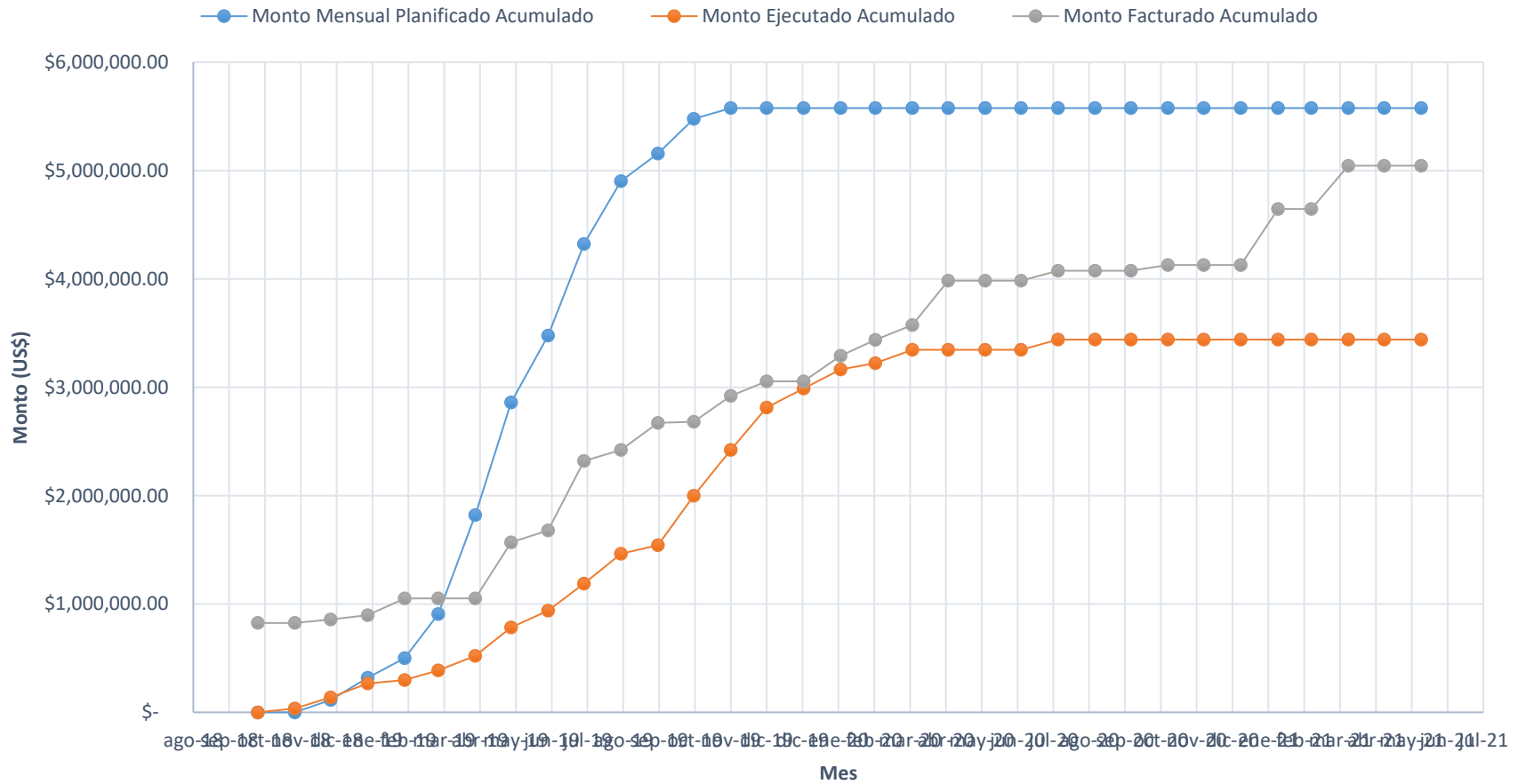
Proyecto CANA102

Mes	Monto Mensual Planificado Acumulado	Monto Ejecutado Acumulado	Monto Facturado Acumulado
oct-2018	\$ -	\$ -	\$ 824,770.98
nov-2018	\$ -	\$ 35,064.45	\$ 824,770.98
dic-2018	\$ 115,332.70	\$ 138,681.71	\$ 857,039.74
ene-2019	\$ 320,321.46	\$ 266,005.66	\$ 896,596.50
feb-2019	\$ 499,310.22	\$ 297,592.42	\$ 1,050,709.27
mar-2019	\$ 906,913.92	\$ 386,887.86	\$ 1,050,709.27
abr-2019	\$ 1,821,004.73	\$ 521,212.86	\$ 1,050,709.27
may-2019	\$ 2,859,483.92	\$ 785,125.91	\$ 1,568,918.80
jun-2019	\$ 3,478,551.39	\$ 938,998.57	\$ 1,678,096.12
jul-2019	\$ 4,322,836.05	\$ 1,187,509.79	\$ 2,318,873.08
ago-2019	\$ 4,903,202.82	\$ 1,463,781.33	\$ 2,422,867.62
sep-2019	\$ 5,158,589.82	\$ 1,541,486.64	\$ 2,670,773.37
oct-2019	\$ 5,476,603.73	\$ 1,998,263.00	\$ 2,682,199.83
nov-2019	\$ 5,576,616.40	\$ 2,420,957.90	\$ 2,920,971.95
dic-2019	\$ 5,576,616.40	\$ 2,814,011.77	\$ 3,053,604.28
ene-2020	\$ 5,576,616.40	\$ 2,989,359.97	\$ 3,053,604.28
feb-2020	\$ 5,576,616.40	\$ 3,164,708.18	\$ 3,290,388.19
mar-2020	\$ 5,576,616.40	\$ 3,223,157.58	\$ 3,436,785.11
abr-2020	\$ 5,576,616.40	\$ 3,346,412.83	\$ 3,574,728.72
may-2020	\$ 5,576,616.40	\$ 3,346,412.83	\$ 3,983,323.59
jun-2020	\$ 5,576,616.40	\$ 3,346,412.83	\$ 3,983,323.59
jul-2020	\$ 5,576,616.40	\$ 3,346,412.83	\$ 3,983,323.59
ago-2020	\$ 5,576,616.40	\$ 3,439,995.54	\$ 4,076,906.30
sep-2020	\$ 5,576,616.40	\$ 3,439,995.54	\$ 4,076,906.30
oct-2020	\$ 5,576,616.40	\$ 3,439,995.54	\$ 4,076,906.30
nov-2020	\$ 5,576,616.40	\$ 3,439,995.54	\$ 4,129,330.90
dic-2020	\$ 5,576,616.40	\$ 3,439,995.54	\$ 4,129,330.90
ene-2021	\$ 5,576,616.40	\$ 3,439,995.54	\$ 4,129,330.90
feb-2021	\$ 5,576,616.40	\$ 3,439,995.54	\$ 4,646,206.10
mar-2021	\$ 5,576,616.40	\$ 3,439,995.54	\$ 4,646,206.10
abr-2021	\$ 5,576,616.40	\$ 3,439,995.54	\$ 5,045,123.21
may-2021	\$ 5,576,616.40	\$ 3,439,995.54	\$ 5,045,123.21
jun-2021	\$ 5,576,616.40	\$ 3,439,995.54	\$ 5,045,123.21

Proyectos de Rehabilitación de Redes Edenorte Dominicana

Informe de Presupuesto Trimestre Abril – Junio 2021

Curva S - LOTE 11 CANA102



Proyectos de Rehabilitación de Redes Edenorte Dominicana

Informe de Presupuesto Trimestre Abril – Junio 2021

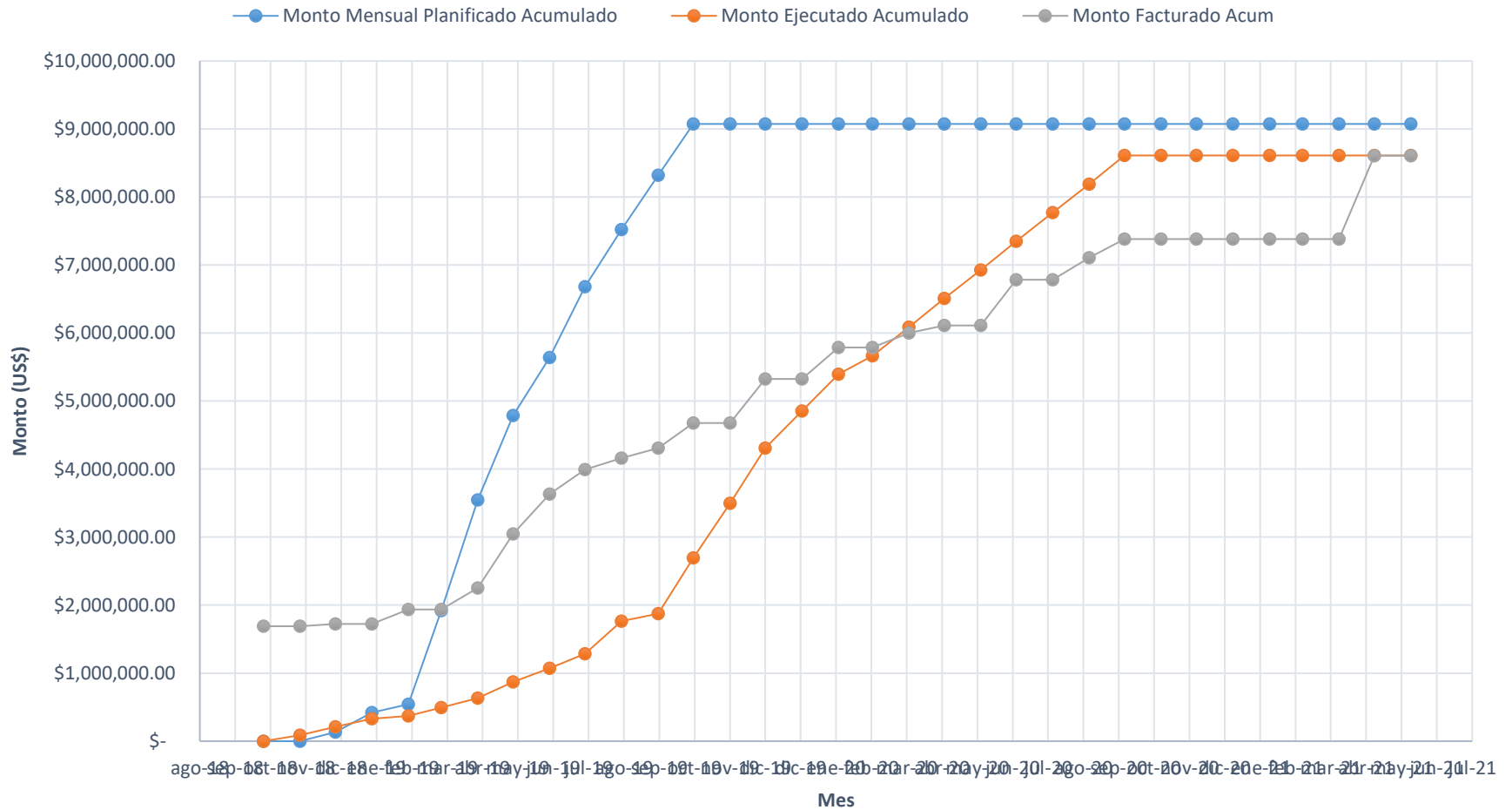
Proyecto GALL103

Mes	Monto Mensual Planificado Acumulado	Monto Ejecutado Acumulado	Monto Facturado Acum
oct-2018	\$ -	\$ 144.92	\$ 1,689,972.45
nov-2018	\$ -	\$ 87,728.32	\$ 1,689,972.45
dic-2018	\$ 135,176.12	\$ 211,154.46	\$ 1,722,633.08
ene-2019	\$ 419,953.42	\$ 332,006.66	\$ 1,722,633.08
feb-2019	\$ 543,188.03	\$ 372,755.97	\$ 1,938,237.31
mar-2019	\$ 1,920,547.81	\$ 492,681.28	\$ 1,938,237.31
abr-2019	\$ 3,547,448.89	\$ 634,089.36	\$ 2,250,967.29
may-2019	\$ 4,788,326.79	\$ 869,525.82	\$ 3,046,367.51
jun-2019	\$ 5,642,584.63	\$ 1,071,264.74	\$ 3,632,794.05
jul-2019	\$ 6,679,957.55	\$ 1,286,853.24	\$ 3,993,898.08
ago-2019	\$ 7,519,668.78	\$ 1,764,658.60	\$ 4,161,549.63
sep-2019	\$ 8,322,113.68	\$ 1,873,133.23	\$ 4,306,965.46
oct-2019	\$ 9,074,536.48	\$ 2,692,678.95	\$ 4,677,894.17
nov-2019	\$ 9,074,536.48	\$ 3,499,004.63	\$ 4,677,894.17
dic-2019	\$ 9,074,536.48	\$ 4,309,915.46	\$ 5,326,147.49
ene-2020	\$ 9,074,536.48	\$ 4,852,727.02	\$ 5,326,147.49
feb-2020	\$ 9,074,536.48	\$ 5,395,538.57	\$ 5,786,436.43
mar-2020	\$ 9,074,536.48	\$ 5,666,944.35	\$ 5,786,436.43
abr-2020	\$ 9,074,536.48	\$ 6,087,499.35	\$ 6,000,735.40
may-2020	\$ 9,074,536.48	\$ 6,508,054.35	\$ 6,113,759.56
jun-2020	\$ 9,074,536.48	\$ 6,928,609.35	\$ 6,113,759.56
jul-2020	\$ 9,074,536.48	\$ 7,349,164.35	\$ 6,784,682.53
ago-2020	\$ 9,074,536.48	\$ 7,769,719.35	\$ 6,784,682.53
sep-2020	\$ 9,074,536.48	\$ 8,190,274.35	\$ 7,107,519.18
oct-2020	\$ 9,074,537.48	\$ 8,610,829.35	\$ 7,380,643.87
nov-2020	\$ 9,074,539.48	\$ 8,610,829.35	\$ 7,380,643.87
dic-2020	\$ 9,074,542.48	\$ 8,610,829.35	\$ 7,380,643.87
ene-2021	\$ 9,074,546.48	\$ 8,610,829.35	\$ 7,380,643.87
feb-2021	\$ 9,074,551.48	\$ 8,610,829.35	\$ 7,380,643.87
mar-2021	\$ 9,074,557.48	\$ 8,610,829.35	\$ 7,380,643.87
abr-2021	\$ 9,074,564.48	\$ 8,610,829.35	\$ 7,380,643.87
may-2021	\$ 9,074,572.48	\$ 8,610,829.35	\$ 8,607,719.39
jun-2021	\$ 9,074,581.48	\$ 8,610,829.35	\$ 8,607,719.39

Proyectos de Rehabilitación de Redes Edenorte Dominicana

Informe de Presupuesto Trimestre Abril – Junio 2021

Curva S - LOTE 12 GALL103



Proyectos de Rehabilitación de Redes Edenorte Dominicana

Informe de Presupuesto Trimestre Abril – Junio 2021

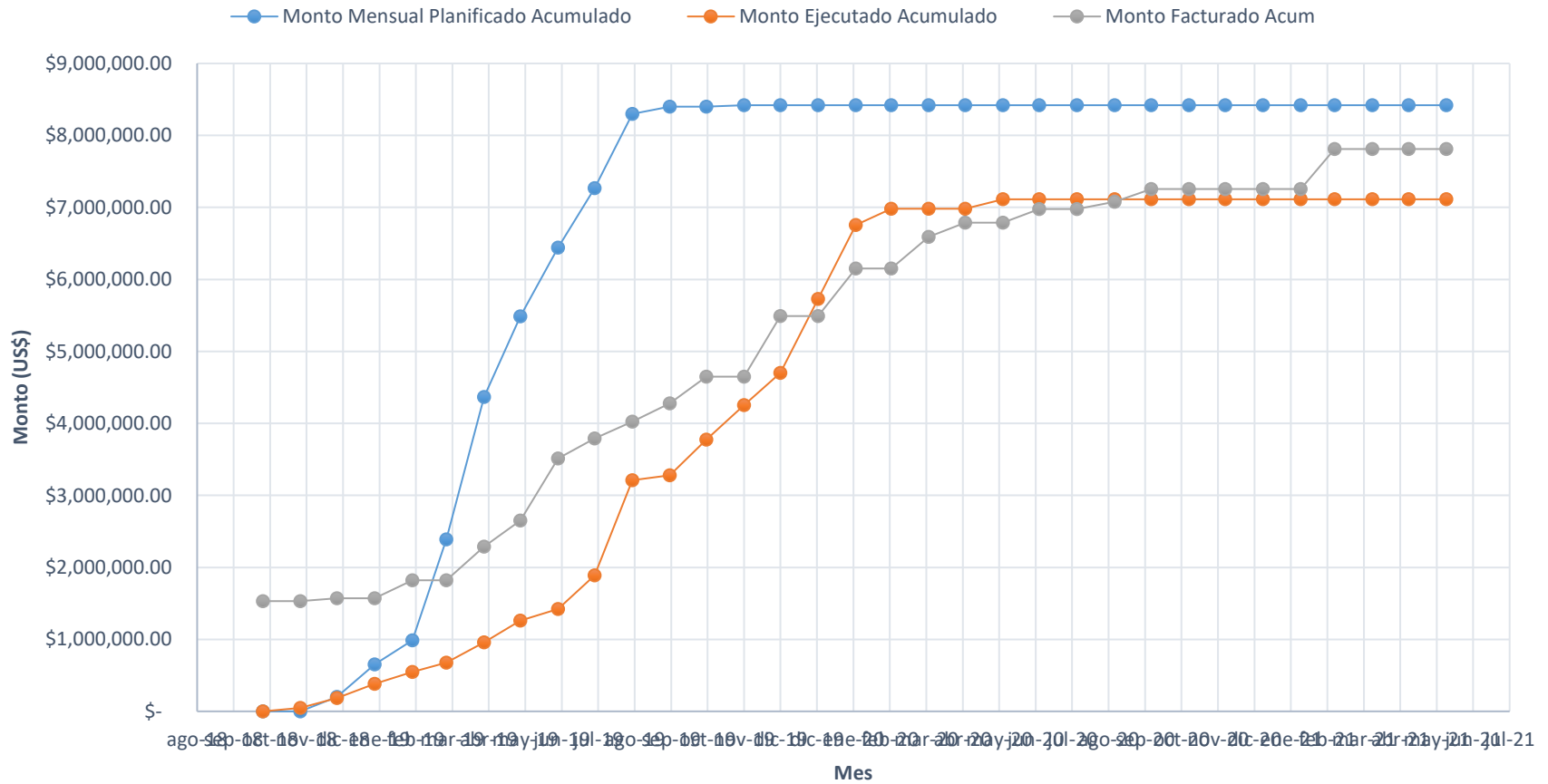
Proyecto ABAP101

Mes	Monto Mensual Planificado Acumulado	Monto Ejecutado Acumulado	Monto Facturado Acum
oct-2018	\$ -	\$ -	\$ 1,531,238.88
nov-2018	\$ -	\$ 48,823.36	\$ 1,531,238.88
dic-2018	\$ 202,436.09	\$ 183,200.45	\$ 1,571,782.46
ene-2019	\$ 653,903.41	\$ 380,896.21	\$ 1,571,782.46
feb-2019	\$ 987,200.78	\$ 549,333.41	\$ 1,820,212.65
mar-2019	\$ 2,390,085.64	\$ 677,938.26	\$ 1,820,212.65
abr-2019	\$ 4,368,752.81	\$ 960,603.48	\$ 2,288,651.06
may-2019	\$ 5,487,588.10	\$ 1,260,691.55	\$ 2,649,799.55
jun-2019	\$ 6,443,253.28	\$ 1,421,187.37	\$ 3,513,734.94
jul-2019	\$ 7,267,364.94	\$ 1,887,396.35	\$ 3,791,367.44
ago-2019	\$ 8,298,698.97	\$ 3,211,718.26	\$ 4,026,271.96
sep-2019	\$ 8,402,022.82	\$ 3,277,911.14	\$ 4,276,639.67
oct-2019	\$ 8,402,022.82	\$ 3,773,580.65	\$ 4,647,923.24
nov-2019	\$ 8,420,004.83	\$ 4,255,556.23	\$ 4,647,923.24
dic-2019	\$ 8,420,004.83	\$ 4,702,033.91	\$ 5,491,448.85
ene-2020	\$ 8,420,004.83	\$ 5,729,109.93	\$ 5,491,448.85
feb-2020	\$ 8,420,004.83	\$ 6,756,185.95	\$ 6,152,433.91
mar-2020	\$ 8,420,004.83	\$ 6,982,921.34	\$ 6,152,433.91
abr-2020	\$ 8,420,004.83	\$ 6,982,921.34	\$ 6,591,008.26
may-2020	\$ 8,420,004.83	\$ 6,982,921.34	\$ 6,787,226.88
jun-2020	\$ 8,420,004.83	\$ 7,113,075.34	\$ 6,787,226.88
jul-2020	\$ 8,420,004.83	\$ 7,113,075.34	\$ 6,976,728.21
ago-2020	\$ 8,420,004.83	\$ 7,113,075.34	\$ 6,976,728.21
sep-2020	\$ 8,420,004.83	\$ 7,113,075.34	\$ 7,077,286.28
oct-2020	\$ 8,420,004.83	\$ 7,113,075.34	\$ 7,257,068.69
nov-2020	\$ 8,420,004.83	\$ 7,113,075.34	\$ 7,257,068.69
dic-2020	\$ 8,420,004.83	\$ 7,113,075.34	\$ 7,257,068.69
ene-2021	\$ 8,420,004.83	\$ 7,113,075.34	\$ 7,257,068.69
feb-2021	\$ 8,420,004.83	\$ 7,113,075.34	\$ 7,257,068.69
mar-2021	\$ 8,420,004.83	\$ 7,113,075.34	\$ 7,811,300.65
abr-2021	\$ 8,420,004.83	\$ 7,113,075.34	\$ 7,811,300.65
may-2021	\$ 8,420,004.83	\$ 7,113,075.34	\$ 7,811,300.65
jun-2021	\$ 8,420,004.83	\$ 7,113,075.34	\$ 7,811,300.65

Proyectos de Rehabilitación de Redes Edenorte Dominicana

Informe de Presupuesto Trimestre Abril – Junio 2021

Curva S - LOTE 13 ABAP101



Proyectos de Rehabilitación de Redes Edenorte Dominicana

Informe de Presupuesto Trimestre Abril – Junio 2021

Proyecto BPER104

Mes	Monto Mensual Planificado Acumulado	Monto Ejecutado Acumulado	Monto Facturado Acumulado
oct-2018	\$ -	\$ -	\$ 1,183,549.37
nov-2018	\$ -	\$ 86,562.14	\$ 1,183,549.37
dic-2018	\$ 206,735.68	\$ 404,118.07	\$ 1,303,812.22
ene-2019	\$ 618,880.33	\$ 789,597.08	\$ 1,303,812.22
feb-2019	\$ 1,012,596.25	\$ 1,106,363.70	\$ 1,558,292.57
mar-2019	\$ 1,496,320.24	\$ 1,350,665.69	\$ 2,095,422.22
abr-2019	\$ 2,196,614.54	\$ 1,532,478.99	\$ 2,168,144.64
may-2019	\$ 3,037,712.62	\$ 1,787,571.45	\$ 2,561,999.54
jun-2019	\$ 3,739,108.83	\$ 1,987,664.04	\$ 2,982,220.26
jul-2019	\$ 4,910,824.53	\$ 2,078,854.41	\$ 3,498,574.17
ago-2019	\$ 5,687,190.28	\$ 2,089,997.57	\$ 3,498,574.17
sep-2019	\$ 5,705,169.57	\$ 2,097,577.29	\$ 3,575,376.22
oct-2019	\$ 5,705,169.57	\$ 2,737,720.70	\$ 4,124,329.29
nov-2019	\$ 5,705,169.57	\$ 3,387,974.95	\$ 4,219,292.95
dic-2019	\$ 5,705,169.57	\$ 4,008,883.75	\$ 4,310,338.01
ene-2020	\$ 5,705,169.57	\$ 4,008,883.75	\$ 4,310,338.01
feb-2020	\$ 5,705,169.57	\$ 4,008,883.75	\$ 4,310,338.01
mar-2020	\$ 5,705,169.57	\$ 4,008,883.75	\$ 4,310,338.01
abr-2020	\$ 5,705,169.57	\$ 4,008,883.75	\$ 4,310,338.01
may-2020	\$ 5,705,169.57	\$ 4,008,883.75	\$ 4,310,338.01
jun-2020	\$ 5,705,169.57	\$ 4,008,883.75	\$ 4,310,338.01
jul-2020	\$ 5,705,169.57	\$ 4,008,883.75	\$ 4,537,327.39
ago-2020	\$ 5,705,169.57	\$ 4,008,883.75	\$ 5,102,183.69
sep-2020	\$ 5,705,169.57	\$ 4,008,883.75	\$ 5,102,183.69
oct-2020	\$ 5,705,169.57	\$ 4,008,883.75	\$ 5,102,183.69
nov-2020	\$ 5,705,169.57	\$ 4,008,883.75	\$ 5,102,183.69
dic-2020	\$ 5,705,169.57	\$ 4,008,883.75	\$ 5,102,183.69
ene-2021	\$ 5,705,169.57	\$ 4,008,883.75	\$ 5,102,183.69
feb-2021	\$ 5,705,169.57	\$ 4,008,883.75	\$ 5,102,183.69
mar-2021	\$ 5,705,169.57	\$ 4,008,883.75	\$ 5,205,051.28
abr-2021	\$ 5,705,169.57	\$ 4,008,883.75	\$ 5,205,051.28
may-2021	\$ 5,705,169.57	\$ 4,008,883.75	\$ 5,205,051.28
jun-2021	\$ 5,705,169.57	\$ 4,008,883.75	\$ 5,205,051.28

Proyectos de Rehabilitación de Redes Edenorte Dominicana

Informe de Presupuesto Trimestre Abril – Junio 2021

