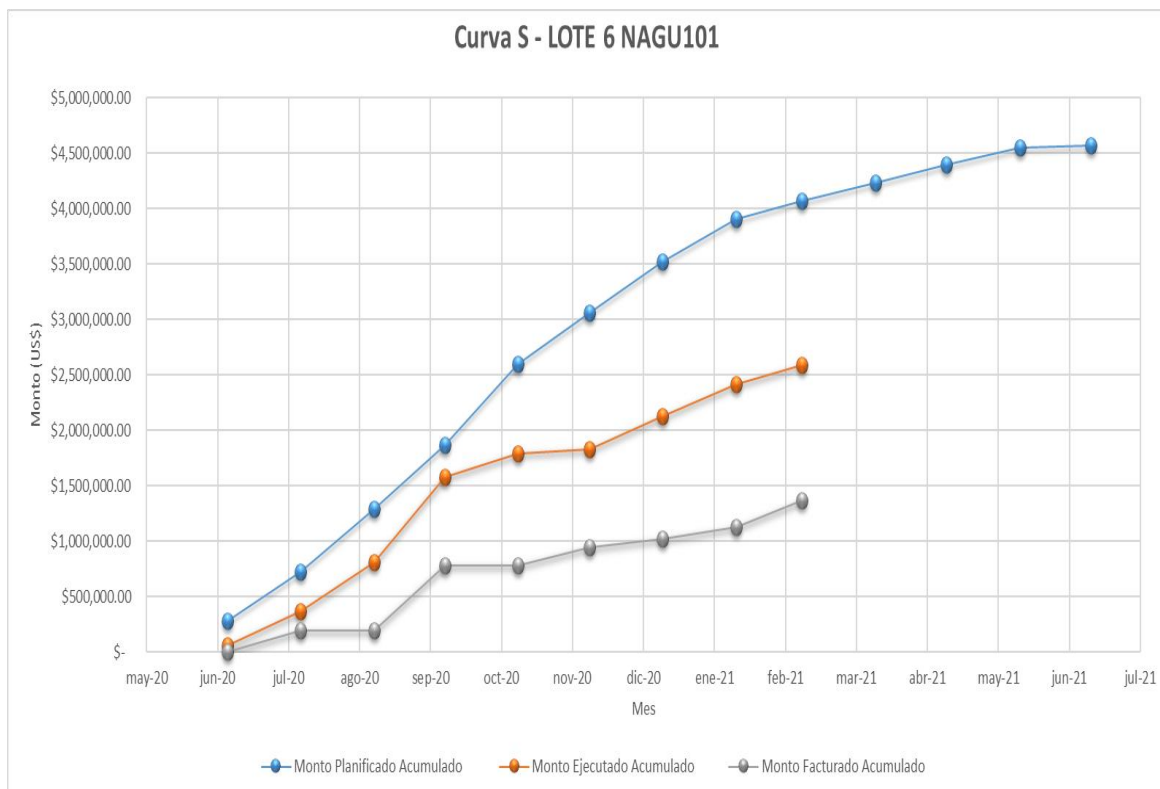


Proyectos de Rehabilitación de Redes Edenorte Dominicana

Informe de Presupuesto Trimestre Enero-Marzo 2021

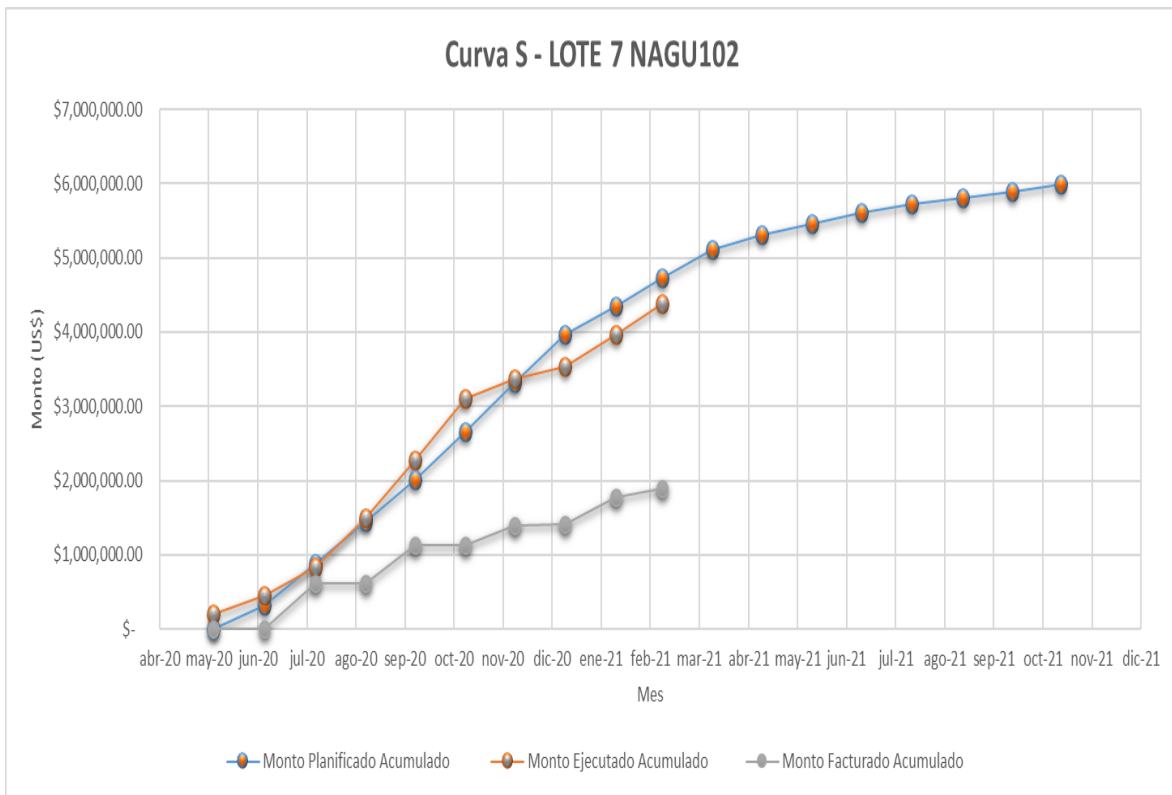
Proyecto NAGU101

Mes	Monto Mensual Planificado	Monto Planificado Acumulado	Monto Ejecutado Acumulado	Monto Facturado Acumulado
jul-2020	\$ 279,321.58	\$ 279,321.58	\$ 62,409.96	\$ -
ago-2020	\$ 445,331.55	\$ 724,653.13	\$ 368,229.26	\$ 189,613.47
sep-2020	\$ 570,872.33	\$ 1,295,525.46	\$ 813,293.77	\$ 189,613.47
oct-2020	\$ 570,872.33	\$ 1,866,397.79	\$ 1,580,037.79	\$ 785,395.23
nov-2020	\$ 731,919.40	\$ 2,598,317.19	\$ 1,789,928.91	\$ 785,395.23
dic-2020	\$ 462,882.76	\$ 3,061,199.95	\$ 1,830,441.86	\$ 948,026.27
ene-2021	\$ 462,666.08	\$ 3,523,866.03	\$ 2,128,218.65	\$ 1,019,219.69
feb-2021	\$ 388,175.41	\$ 3,912,041.44	\$ 2,416,668.09	\$ 1,125,746.95
mar-2021	\$ 161,047.07	\$ 4,073,088.52	\$ 2,585,079.28	\$ 1,367,902.49
abr-2021	\$ 161,047.07	\$ 4,234,135.59		
may-2021	\$ 161,047.07	\$ 4,395,182.66		
jun-2021	\$ 161,047.07	\$ 4,556,229.73		
jul-2021	\$ 16,066.05	\$ 4,572,295.78		



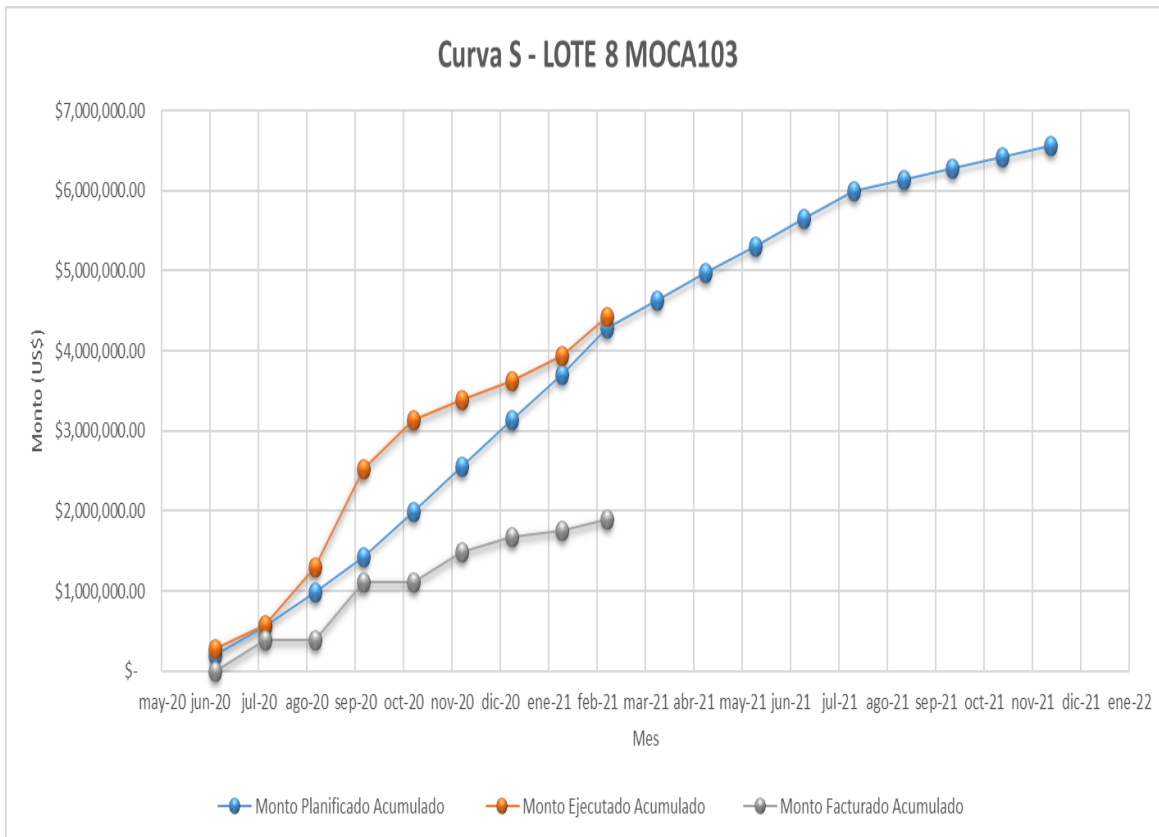
Proyecto NAGU102

Mes	Monto Mensual Planificado	Monto Planificado Acumulado	Monto Ejecutado Acumulado	Monto Facturado Acumulado
jun-2020	\$ -	\$ -	\$ 199,372.24	\$ -
jul-2020	\$ 319,005.88	\$ 319,005.88	\$ 445,056.38	\$ -
ago-2020	\$ 564,000.88	\$ 883,006.76	\$ 829,477.34	\$ 620,618.32
sep-2020	\$ 564,000.88	\$ 1,447,007.63	\$ 1,494,817.45	\$ 620,618.32
oct-2020	\$ 564,000.88	\$ 2,011,008.51	\$ 2,281,080.57	\$ 1,123,396.94
nov-2020	\$ 651,799.41	\$ 2,662,807.92	\$ 3,104,356.89	\$ 1,123,396.94
dic-2020	\$ 651,799.41	\$ 3,314,607.33	\$ 3,364,329.43	\$ 1,390,835.13
ene-2021	\$ 651,799.41	\$ 3,966,406.73	\$ 3,534,520.12	\$ 1,412,405.17
feb-2021	\$ 381,962.29	\$ 4,348,369.02	\$ 3,962,443.86	\$ 1,770,176.05
mar-2021	\$ 381,962.29	\$ 4,730,331.31	\$ 4,379,613.66	\$ 1,894,933.11
abr-2021	\$ 378,982.08	\$ 5,109,313.40		
may-2021	\$ 205,306.12	\$ 5,314,619.52		
jun-2021	\$ 143,202.95	\$ 5,457,822.47		
jul-2021	\$ 143,202.95	\$ 5,601,025.42		
ago-2021	\$ 120,405.94	\$ 5,721,431.37		
sep-2021	\$ 87,798.53	\$ 5,809,229.90		
oct-2021	\$ 87,798.53	\$ 5,897,028.42		
nov-2021	\$ 87,798.53	\$ 5,984,826.95		



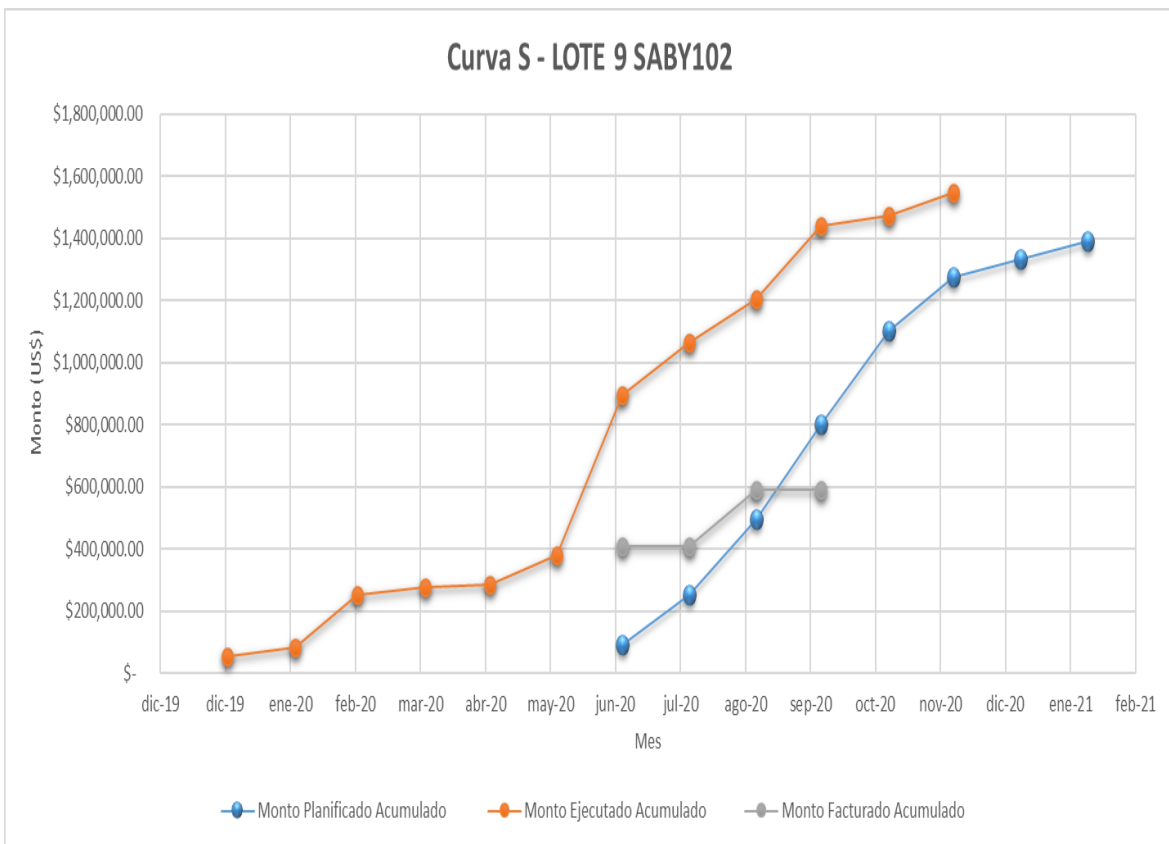
Proyecto MOCA103

Mes	Monto Mensual Planificado	Monto Planificado Acumulado	Monto Ejecutado Acumulado	Monto Facturado Acumulado
jul-2020	\$ 200,624.41	\$ 200,624.41	\$ 279,347.13	\$ -
ago-2020	\$ 357,238.24	\$ 557,862.65	\$ 575,858.55	\$ 393,287.33
sep-2020	\$ 431,498.19	\$ 989,360.84	\$ 1,299,514.69	\$ 393,287.33
oct-2020	\$ 431,498.19	\$ 1,420,859.04	\$ 2,527,312.48	\$ 1,108,239.25
nov-2020	\$ 571,437.95	\$ 1,992,296.99	\$ 3,142,228.79	\$ 1,108,239.25
dic-2020	\$ 571,437.95	\$ 2,563,734.94	\$ 3,384,292.26	\$ 1,495,312.05
ene-2021	\$ 571,437.95	\$ 3,135,172.89	\$ 3,627,919.63	\$ 1,677,938.40
feb-2021	\$ 571,437.95	\$ 3,706,610.84	\$ 3,937,653.40	\$ 1,758,266.82
mar-2021	\$ 571,437.95	\$ 4,278,048.79	\$ 4,425,957.96	\$ 1,903,056.93
abr-2021	\$ 346,673.41	\$ 4,624,722.20		
may-2021	\$ 343,794.05	\$ 4,968,516.25		
jun-2021	\$ 343,794.05	\$ 5,312,310.31		
jul-2021	\$ 343,794.05	\$ 5,656,104.36		
ago-2021	\$ 343,794.05	\$ 5,999,898.42		
sep-2021	\$ 139,939.76	\$ 6,139,838.17		
oct-2021	\$ 139,939.76	\$ 6,279,777.93		
nov-2021	\$ 139,939.76	\$ 6,419,717.69		
dic-2021	\$ 139,939.76	\$ 6,559,657.44		



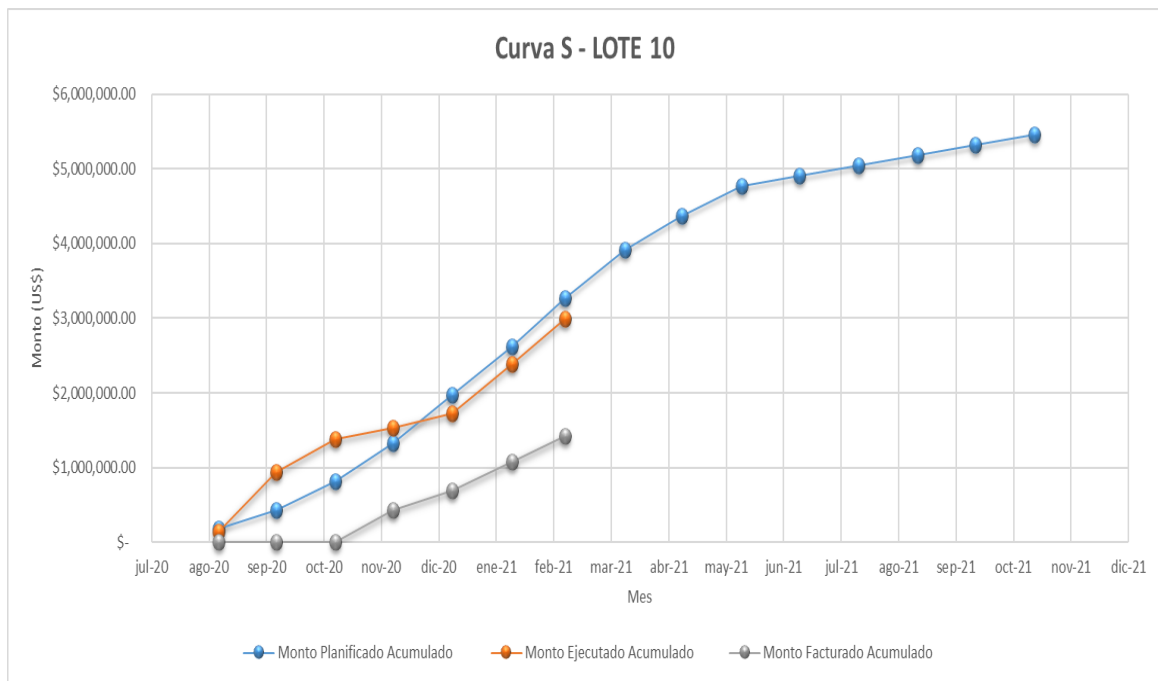
Proyecto SABY102

Mes	Monto Mensual Planificado	Monto Planificado Acumulado	Monto Ejecutado Acumulado	Monto Facturado Acumulado
ene-2020	\$ -	\$ -	\$ 55,276.34	\$ -
feb-2020	\$ -	\$ -	\$ 84,843.70	\$ -
mar-2020	\$ -	\$ -	\$ 251,383.69	\$ -
abr-2020	\$ -	\$ -	\$ 278,719.22	\$ -
may-2020	\$ -	\$ -	\$ 286,588.49	\$ -
jun-2020	\$ -	\$ -	\$ 379,091.73	\$ -
jul-2020	\$ 91,742.35	\$ 91,742.35	\$ 896,034.58	\$ -
ago-2020	\$ 162,270.77	\$ 254,013.12	\$ 1,067,149.65	\$ -
sep-2020	\$ 243,295.58	\$ 497,308.70	\$ 1,206,156.39	\$ 410,581.60
oct-2020	\$ 303,001.88	\$ 800,310.58	\$ 1,440,157.54	\$ 410,581.60
nov-2020	\$ 302,241.52	\$ 1,102,552.10	\$ 1,474,893.49	\$ 588,903.14
dic-2020	\$ 171,778.88	\$ 1,274,330.98	\$ 1,547,592.99	\$ 588,903.14
ene-2021	\$ 58,945.94	\$ 1,333,276.91		
feb-2021	\$ 58,945.94	\$ 1,392,222.85		



Proyecto LOTE10

Mes	Monto Mensual Planificado	Monto Planificado Acumulado	Monto Ejecutado Acumulado	Monto Facturado Acumulado
sep-2020	\$ 187,152.31	\$ 187,152.31	\$ 135,877.40	\$ -
oct-2020	\$ 249,455.16	\$ 436,607.48	\$ 935,860.03	\$ -
nov-2020	\$ 372,868.28	\$ 809,475.76	\$ 1,385,187.94	\$ -
dic-2020	\$ 510,686.32	\$ 1,320,162.08	\$ 1,537,500.68	\$ 424,968.94
ene-2021	\$ 648,051.93	\$ 1,968,214.00	\$ 1,718,007.34	\$ 693,734.33
feb-2021	\$ 648,051.93	\$ 2,616,265.93	\$ 2,380,324.62	\$ 1,070,437.62
mar-2021	\$ 648,051.93	\$ 3,264,317.86	\$ 2,984,873.07	\$ 1,416,644.53
abr-2021	\$ 648,051.93	\$ 3,912,369.79		
may-2021	\$ 460,899.62	\$ 4,373,269.41		
jun-2021	\$ 398,596.77	\$ 4,771,866.17		
jul-2021	\$ 137,365.61	\$ 4,909,231.79		
ago-2021	\$ 137,365.61	\$ 5,046,597.40		
sep-2021	\$ 137,365.61	\$ 5,183,963.01		
oct-2021	\$ 137,365.61	\$ 5,321,328.62		
nov-2021	\$ 137,365.61	\$ 5,458,694.24		



Leonel Gabot Bonilla

Coordinación de Planificación y Control de Gestión
 Dirección de Proyectos Financiados
 Programa de Rehabilitación de Redes Eléctricas
 Edenorste Dominicana
 F: 809-747-9346

E: legabot@edenorte.com.do P: www.edenorte.com.do

Síguenos en:

