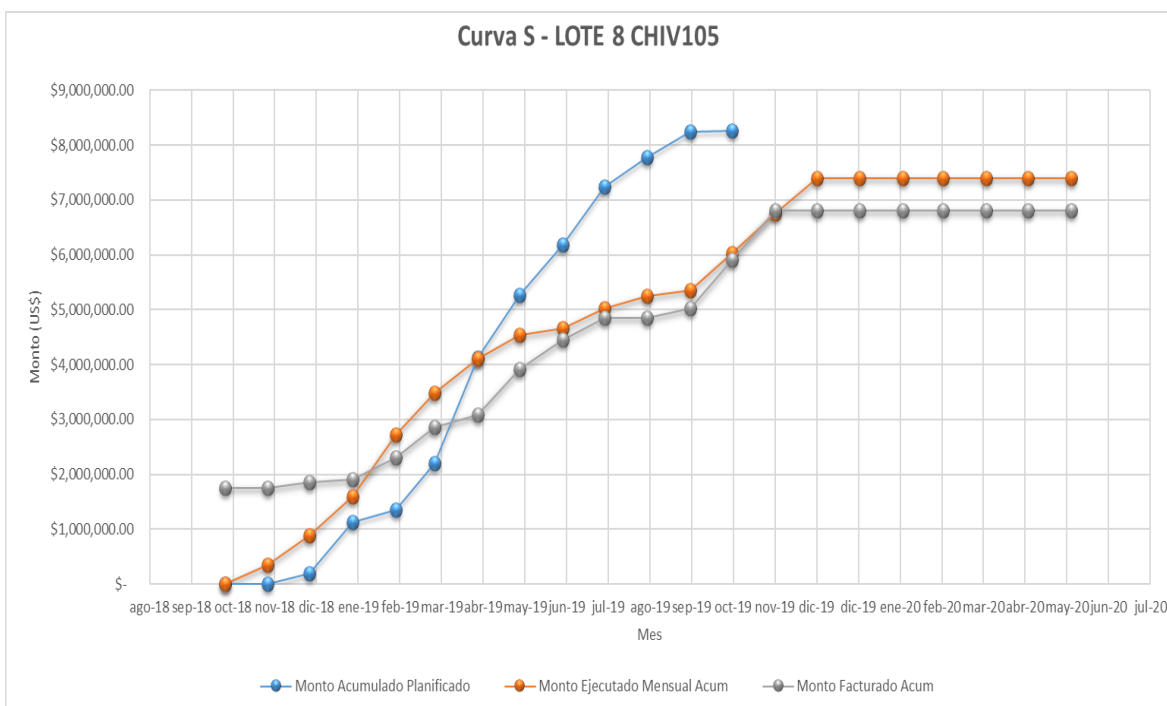


Proyectos de Rehabilitación de Redes Edenorte Dominicana

Informe de Presupuesto Trimestre Abril-Junio 2020

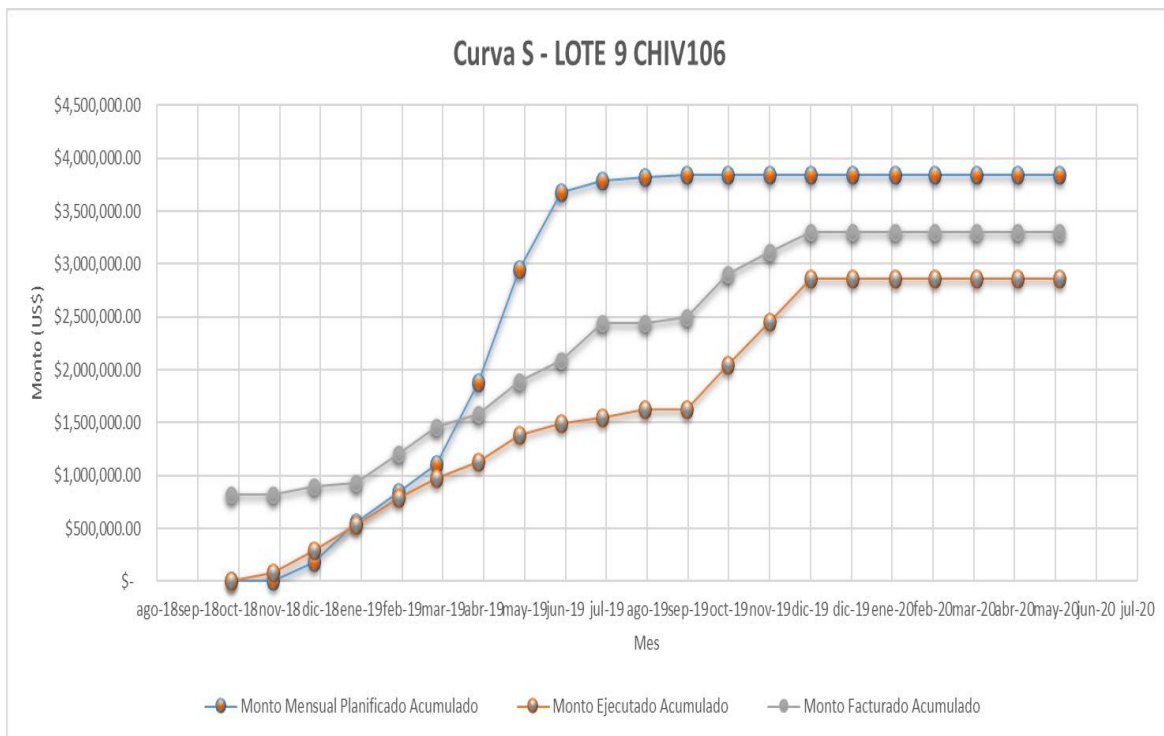
Proyecto CHIV105

| Mes | Monto Mensual Planificado | Monto Acumulado Planificado | Monto Ejecutado Mensual Acum | Monto Facturado Acum |
|----------|---------------------------|-----------------------------|------------------------------|----------------------|
| oct-2018 | \$ - | \$ - | \$ - | \$ 1,750,175.72 |
| nov-2018 | \$ - | \$ - | \$ 356,802.04 | \$ 1,750,175.72 |
| dic-2018 | \$ 198,503.24 | \$ 198,503.24 | \$ 880,949.01 | \$ 1,860,143.91 |
| ene-2019 | \$ 932,079.29 | \$ 1,130,582.53 | \$ 1,604,688.95 | \$ 1,901,785.77 |
| feb-2019 | \$ 222,730.33 | \$ 1,353,312.86 | \$ 2,721,623.24 | \$ 2,307,349.13 |
| mar-2019 | \$ 854,446.35 | \$ 2,207,759.21 | \$ 3,481,295.13 | \$ 2,865,985.00 |
| abr-2019 | \$ 1,924,580.93 | \$ 4,132,340.14 | \$ 4,112,945.53 | \$ 3,082,820.27 |
| may-2019 | \$ 1,129,513.18 | \$ 5,261,853.32 | \$ 4,542,579.78 | \$ 3,913,432.05 |
| jun-2019 | \$ 925,559.37 | \$ 6,187,412.69 | \$ 4,656,544.24 | \$ 4,457,054.73 |
| jul-2019 | \$ 1,061,513.70 | \$ 7,248,926.40 | \$ 5,020,075.09 | \$ 4,852,535.31 |
| ago-2019 | \$ 535,457.55 | \$ 7,784,383.95 | \$ 5,247,037.53 | \$ 4,852,535.31 |
| sep-2019 | \$ 458,830.47 | \$ 8,243,214.41 | \$ 5,348,504.61 | \$ 5,022,712.92 |
| oct-2019 | \$ 16,066.05 | \$ 8,259,280.46 | \$ 6,025,195.93 | \$ 5,900,755.39 |
| nov-2019 | \$ - | \$ - | \$ 6,757,055.32 | \$ 6,812,675.17 |
| dic-2019 | \$ - | \$ - | \$ 7,392,266.45 | \$ 6,812,675.17 |
| ene-2020 | \$ - | \$ - | \$ 7,392,266.45 | \$ 6,812,675.17 |
| feb-2020 | \$ - | \$ - | \$ 7,392,266.45 | \$ 6,812,675.17 |
| mar-2020 | \$ - | \$ - | \$ 7,392,266.45 | \$ 6,812,675.17 |
| abr-2020 | \$ - | \$ - | \$ 7,392,266.45 | \$ 6,812,675.17 |
| may-2020 | \$ - | \$ - | \$ 7,392,266.45 | \$ 6,812,675.17 |
| jun-2020 | \$ - | \$ - | \$ 7,392,266.45 | \$ 6,812,675.17 |



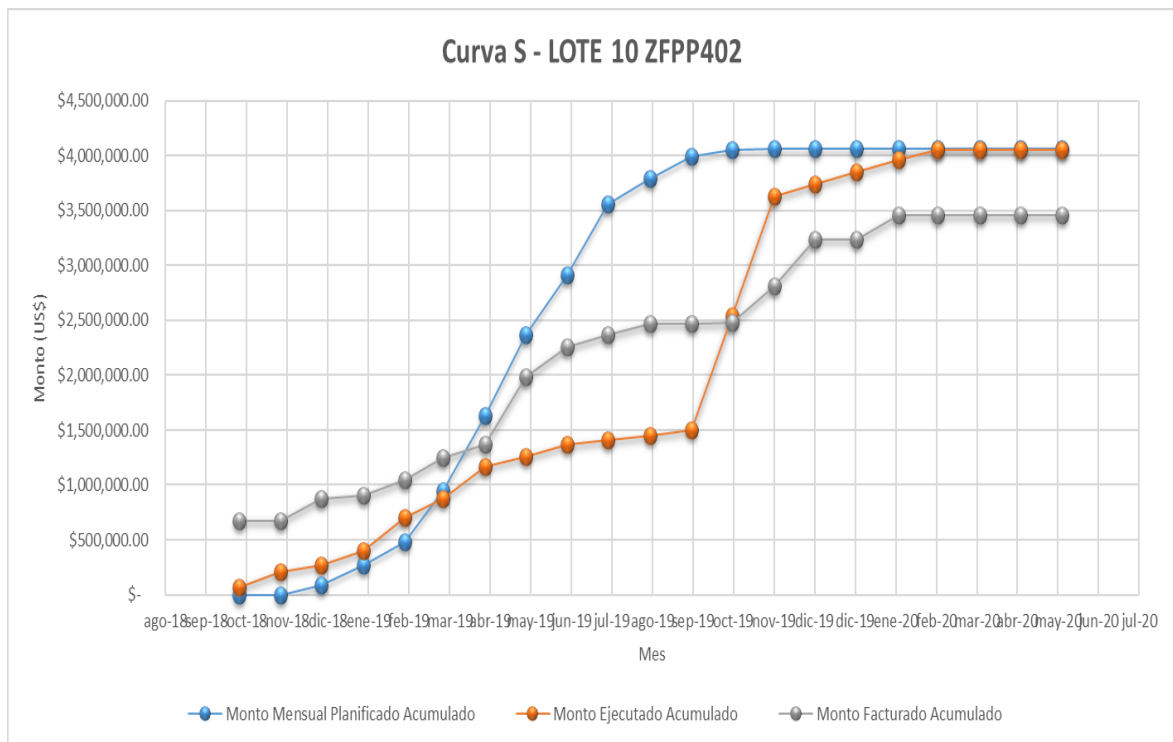
Proyecto CHIV106

| Mes | Monto Mensual Planificado | Monto Mensual Planificado Acumulado | Monto Ejecutado Acumulado | Monto Facturado Acumulado |
|----------|---------------------------|-------------------------------------|---------------------------|---------------------------|
| oct-2018 | \$ - | \$ - | \$ - | \$ 818,132.38 |
| nov-2018 | \$ - | \$ - | \$ 80,782.18 | \$ 818,132.38 |
| dic-2018 | \$ 178,361.67 | \$ 178,361.67 | \$ 290,628.37 | \$ 896,099.78 |
| ene-2019 | \$ 377,081.36 | \$ 555,443.03 | \$ 530,559.41 | \$ 928,906.14 |
| feb-2019 | \$ 292,725.29 | \$ 848,168.32 | \$ 786,303.75 | \$ 1,201,602.92 |
| mar-2019 | \$ 259,095.73 | \$ 1,107,264.05 | \$ 978,408.75 | \$ 1,460,898.44 |
| abr-2019 | \$ 770,968.79 | \$ 1,878,232.84 | \$ 1,134,232.43 | \$ 1,584,408.64 |
| may-2019 | \$ 1,068,762.16 | \$ 2,946,994.99 | \$ 1,384,374.07 | \$ 1,887,678.86 |
| jun-2019 | \$ 730,341.06 | \$ 3,677,336.06 | \$ 1,498,100.88 | \$ 2,093,852.88 |
| jul-2019 | \$ 113,745.83 | \$ 3,791,081.88 | \$ 1,552,755.97 | \$ 2,445,954.83 |
| ago-2019 | \$ 28,768.79 | \$ 3,819,850.67 | \$ 1,620,915.39 | \$ 2,445,954.83 |
| sep-2019 | \$ 24,254.56 | \$ 3,844,105.23 | \$ 1,627,089.86 | \$ 2,500,267.56 |
| oct-2019 | \$ - | \$ 3,844,105.23 | \$ 2,039,681.30 | \$ 2,907,494.60 |
| nov-2019 | \$ - | \$ 3,844,105.23 | \$ 2,451,031.11 | \$ 3,119,936.46 |
| dic-2019 | \$ - | \$ 3,844,105.23 | \$ 2,860,007.99 | \$ 3,303,794.38 |
| ene-2020 | \$ - | \$ 3,844,105.23 | \$ 2,860,007.99 | \$ 3,303,794.38 |
| feb-2020 | \$ - | \$ 3,844,105.23 | \$ 2,860,007.99 | \$ 3,303,794.38 |
| mar-2020 | \$ - | \$ 3,844,105.23 | \$ 2,860,007.99 | \$ 3,303,794.38 |
| abr-2020 | \$ - | \$ 3,844,105.23 | \$ 2,860,007.99 | \$ 3,303,794.38 |
| may-2020 | \$ - | \$ 3,844,105.23 | \$ 2,860,007.99 | \$ 3,303,794.38 |
| jun-2020 | \$ - | \$ 3,844,105.23 | \$ 2,860,007.99 | \$ 3,303,794.38 |



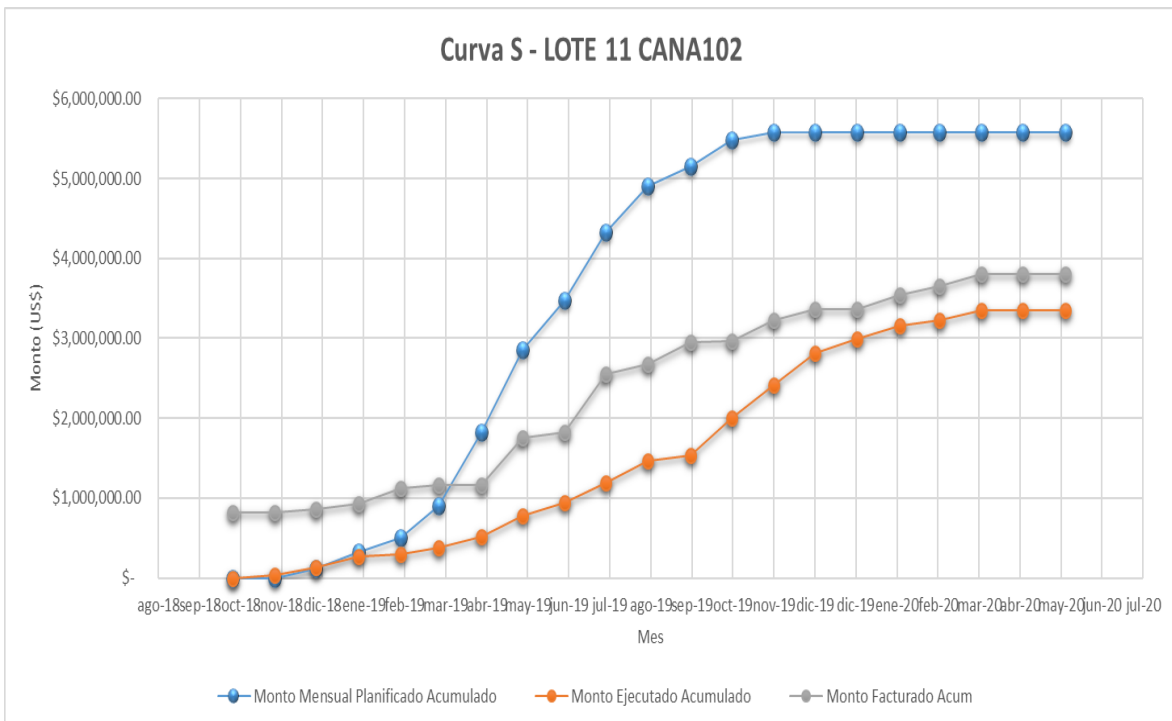
Proyecto ZFP402

| Mes | Monto Mensual Planificado | Monto Mensual Planificado Acumulado | Monto Ejecutado Acumulado | Monto Facturado |
|----------|---------------------------|-------------------------------------|---------------------------|-----------------|
| oct-2018 | \$ - | \$ - | \$ 63,139.72 | \$ 671,861.72 |
| nov-2018 | \$ - | \$ - | \$ 205,228.89 | \$ 671,861.72 |
| dic-2018 | \$ 84,571.27 | \$ 84,571.27 | \$ 270,186.26 | \$ 871,895.80 |
| ene-2019 | \$ 180,677.40 | \$ 265,248.68 | \$ 401,953.90 | \$ 899,926.73 |
| feb-2019 | \$ 214,389.29 | \$ 479,637.97 | \$ 697,444.48 | \$ 1,041,238.93 |
| mar-2019 | \$ 465,040.45 | \$ 944,678.42 | \$ 876,145.19 | \$ 1,245,000.05 |
| abr-2019 | \$ 688,700.05 | \$ 1,633,378.47 | \$ 1,162,801.35 | \$ 1,367,883.74 |
| may-2019 | \$ 738,201.38 | \$ 2,371,579.84 | \$ 1,258,844.42 | \$ 1,979,288.76 |
| jun-2019 | \$ 542,278.35 | \$ 2,913,858.19 | \$ 1,370,937.51 | \$ 2,255,736.34 |
| jul-2019 | \$ 647,344.42 | \$ 3,561,202.61 | \$ 1,413,358.60 | \$ 2,366,847.74 |
| ago-2019 | \$ 233,255.57 | \$ 3,794,458.18 | \$ 1,449,135.26 | \$ 2,467,525.92 |
| sep-2019 | \$ 202,946.51 | \$ 3,997,404.69 | \$ 1,498,696.21 | \$ 2,473,715.09 |
| oct-2019 | \$ 51,503.39 | \$ 4,048,908.07 | \$ 2,542,113.01 | \$ 2,482,065.73 |
| nov-2019 | \$ 14,606.91 | \$ 4,063,514.98 | \$ 3,627,545.15 | \$ 2,807,190.93 |
| dic-2019 | \$ - | \$ 4,063,514.98 | \$ 3,739,295.39 | \$ 3,232,863.02 |
| ene-2020 | \$ - | \$ 4,063,514.98 | \$ 3,851,045.64 | \$ 3,232,863.02 |
| feb-2020 | \$ - | \$ 4,063,514.98 | \$ 3,962,795.89 | \$ 3,461,613.51 |
| mar-2020 | \$ - | \$ 4,063,514.98 | \$ 4,051,505.52 | \$ 3,461,613.51 |
| abr-2020 | \$ - | \$ 4,063,514.98 | \$ 4,051,505.52 | \$ 3,461,613.51 |
| may-2020 | \$ - | \$ 4,063,514.98 | \$ 4,051,505.52 | \$ 3,461,613.51 |
| jun-2020 | \$ - | \$ 4,063,514.98 | \$ 4,051,505.52 | \$ 3,461,613.51 |



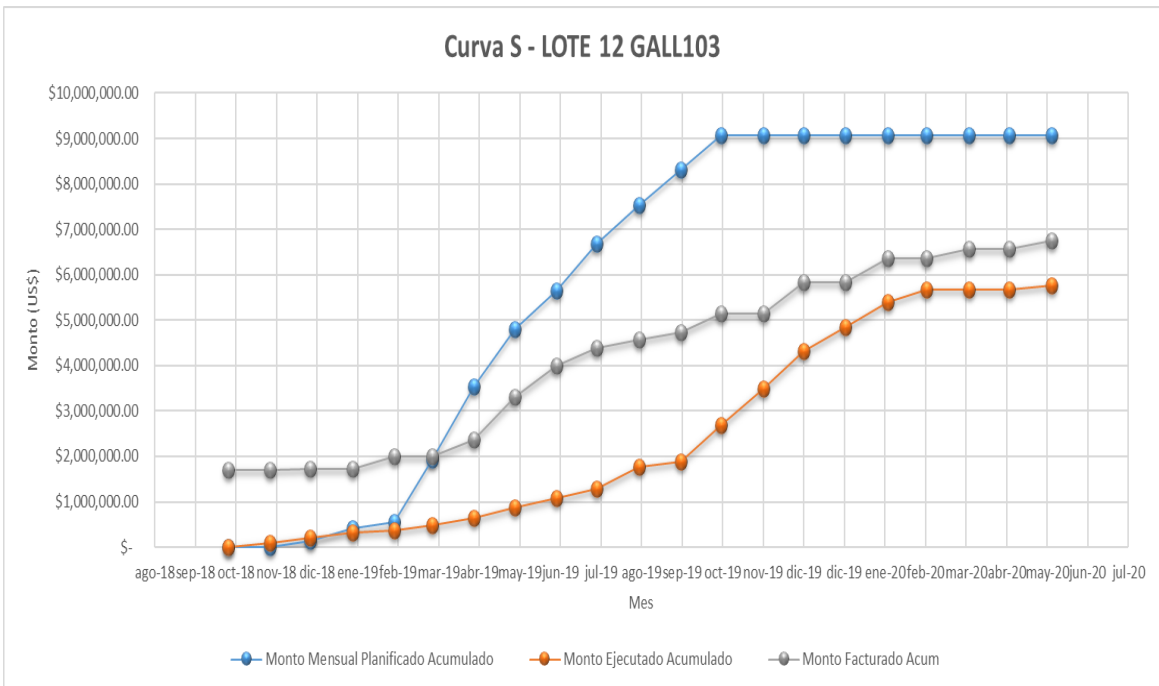
Proyecto CANA102

| Mes | Monto Mensual Planificado | Monto Mensual Planificado Acumulado | Monto Ejecutado Acumulado | Monto Facturado Acum |
|----------|---------------------------|-------------------------------------|---------------------------|----------------------|
| oct-2018 | \$ - | \$ - | \$ - | \$ 824,770.98 |
| nov-2018 | \$ - | \$ - | \$ 35,064.45 | \$ 824,770.98 |
| dic-2018 | \$ 115,332.70 | \$ 115,332.70 | \$ 138,681.71 | \$ 857,039.73 |
| ene-2019 | \$ 204,988.75 | \$ 320,321.46 | \$ 266,005.66 | \$ 926,264.07 |
| feb-2019 | \$ 178,988.77 | \$ 499,310.22 | \$ 297,592.42 | \$ 1,119,367.62 |
| mar-2019 | \$ 407,603.70 | \$ 906,913.92 | \$ 386,887.86 | \$ 1,164,795.35 |
| abr-2019 | \$ 914,090.81 | \$ 1,821,004.73 | \$ 521,212.86 | \$ 1,164,795.35 |
| may-2019 | \$ 1,038,479.19 | \$ 2,859,483.92 | \$ 785,125.91 | \$ 1,748,940.53 |
| jun-2019 | \$ 619,067.47 | \$ 3,478,551.39 | \$ 938,998.57 | \$ 1,827,636.44 |
| jul-2019 | \$ 844,284.66 | \$ 4,322,836.05 | \$ 1,187,509.79 | \$ 2,559,053.36 |
| ago-2019 | \$ 580,366.77 | \$ 4,903,202.82 | \$ 1,463,781.33 | \$ 2,679,240.70 |
| sep-2019 | \$ 255,387.00 | \$ 5,158,589.82 | \$ 1,541,486.64 | \$ 2,950,334.12 |
| oct-2019 | \$ 318,013.91 | \$ 5,476,603.73 | \$ 1,998,263.00 | \$ 2,961,760.58 |
| nov-2019 | \$ 100,012.67 | \$ 5,576,616.40 | \$ 2,420,957.90 | \$ 3,222,820.65 |
| dic-2019 | \$ - | \$ 5,576,616.40 | \$ 2,814,011.77 | \$ 3,367,914.46 |
| ene-2020 | \$ - | \$ 5,576,616.40 | \$ 2,989,359.97 | \$ 3,367,914.46 |
| feb-2020 | \$ - | \$ 5,576,616.40 | \$ 3,164,708.18 | \$ 3,548,454.73 |
| mar-2020 | \$ - | \$ 5,576,616.40 | \$ 3,223,157.58 | \$ 3,652,465.50 |
| abr-2020 | \$ - | \$ 5,576,616.40 | \$ 3,346,412.83 | \$ 3,804,116.48 |
| may-2020 | \$ - | \$ 5,576,616.40 | \$ 3,346,412.83 | \$ 3,804,116.48 |
| jun-2020 | \$ - | \$ 5,576,616.40 | \$ 3,346,412.83 | \$ 3,804,116.48 |



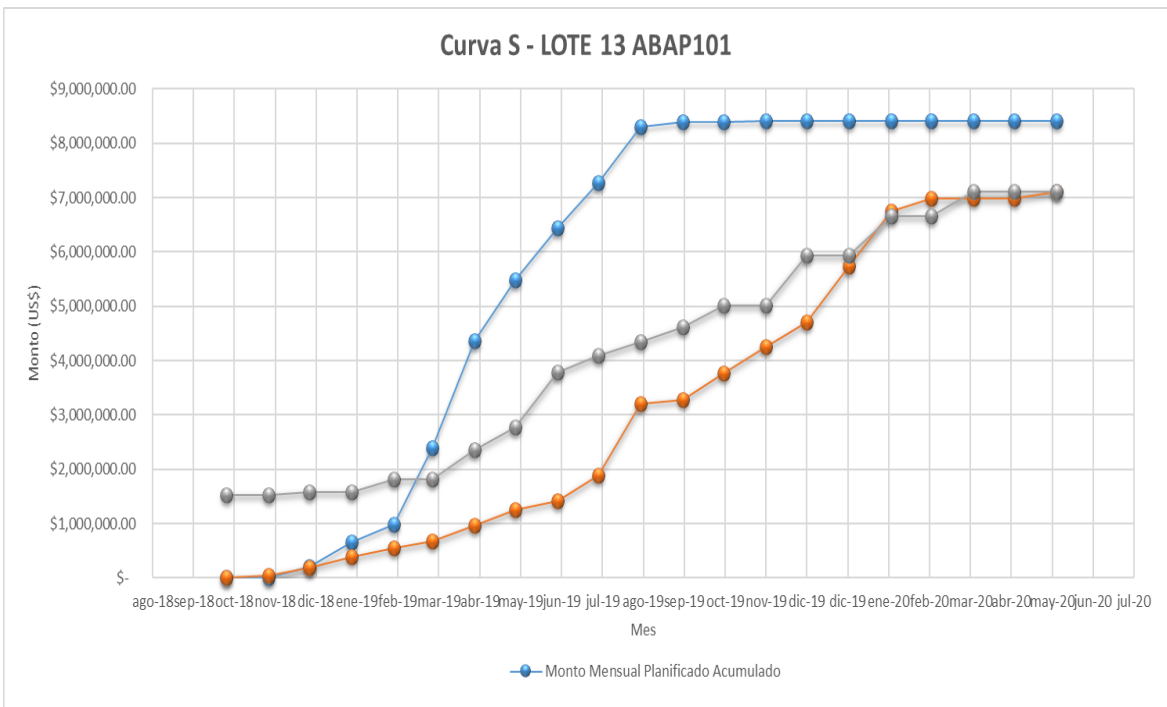
Proyecto GALL103

| Mes | Monto Mensual Planificado | Monto Mensual Planificado Acumulado | Monto Ejecutado Acumulado | Monto Facturado Acum |
|----------|---------------------------|-------------------------------------|---------------------------|----------------------|
| oct-2018 | \$ - | \$ - | \$ 144.92 | \$ 1,689,972.45 |
| nov-2018 | \$ - | \$ - | \$ 87,728.32 | \$ 1,689,972.45 |
| dic-2018 | \$ 135,176.12 | \$ 135,176.12 | \$ 211,154.46 | \$ 1,722,633.08 |
| ene-2019 | \$ 284,777.30 | \$ 419,953.42 | \$ 332,006.66 | \$ 1,722,633.08 |
| feb-2019 | \$ 123,234.61 | \$ 543,188.03 | \$ 372,755.97 | \$ 2,008,014.32 |
| mar-2019 | \$ 1,377,359.77 | \$ 1,920,547.81 | \$ 492,681.28 | \$ 2,008,014.32 |
| abr-2019 | \$ 1,626,901.08 | \$ 3,547,448.89 | \$ 634,089.36 | \$ 2,369,485.97 |
| may-2019 | \$ 1,240,877.90 | \$ 4,788,326.79 | \$ 869,525.82 | \$ 3,301,086.06 |
| jun-2019 | \$ 854,257.84 | \$ 5,642,584.63 | \$ 1,071,264.74 | \$ 3,990,514.64 |
| jul-2019 | \$ 1,037,372.92 | \$ 6,679,957.55 | \$ 1,286,853.24 | \$ 4,394,573.04 |
| ago-2019 | \$ 839,711.23 | \$ 7,519,668.78 | \$ 1,764,658.60 | \$ 4,574,281.52 |
| sep-2019 | \$ 802,444.90 | \$ 8,322,113.68 | \$ 1,873,133.23 | \$ 4,733,315.55 |
| oct-2019 | \$ 752,422.80 | \$ 9,074,536.48 | \$ 2,692,678.95 | \$ 5,137,224.89 |
| nov-2019 | \$ - | \$ 9,074,536.48 | \$ 3,499,004.63 | \$ 5,137,224.89 |
| dic-2019 | \$ - | \$ 9,074,536.48 | \$ 4,309,915.46 | \$ 5,842,821.63 |
| ene-2020 | \$ - | \$ 9,074,536.48 | \$ 4,852,727.02 | \$ 5,842,821.63 |
| feb-2020 | \$ - | \$ 9,074,536.48 | \$ 5,395,538.57 | \$ 6,352,729.12 |
| mar-2020 | \$ - | \$ 9,074,536.48 | \$ 5,666,944.35 | \$ 6,352,729.12 |
| abr-2020 | \$ - | \$ 9,074,536.48 | \$ 5,666,944.35 | \$ 6,567,028.09 |
| may-2020 | \$ - | \$ 9,074,536.48 | \$ 5,666,944.35 | \$ 6,567,028.09 |
| jun-2020 | \$ - | \$ 9,074,536.48 | \$ 5,754,944.35 | \$ 6,760,102.38 |



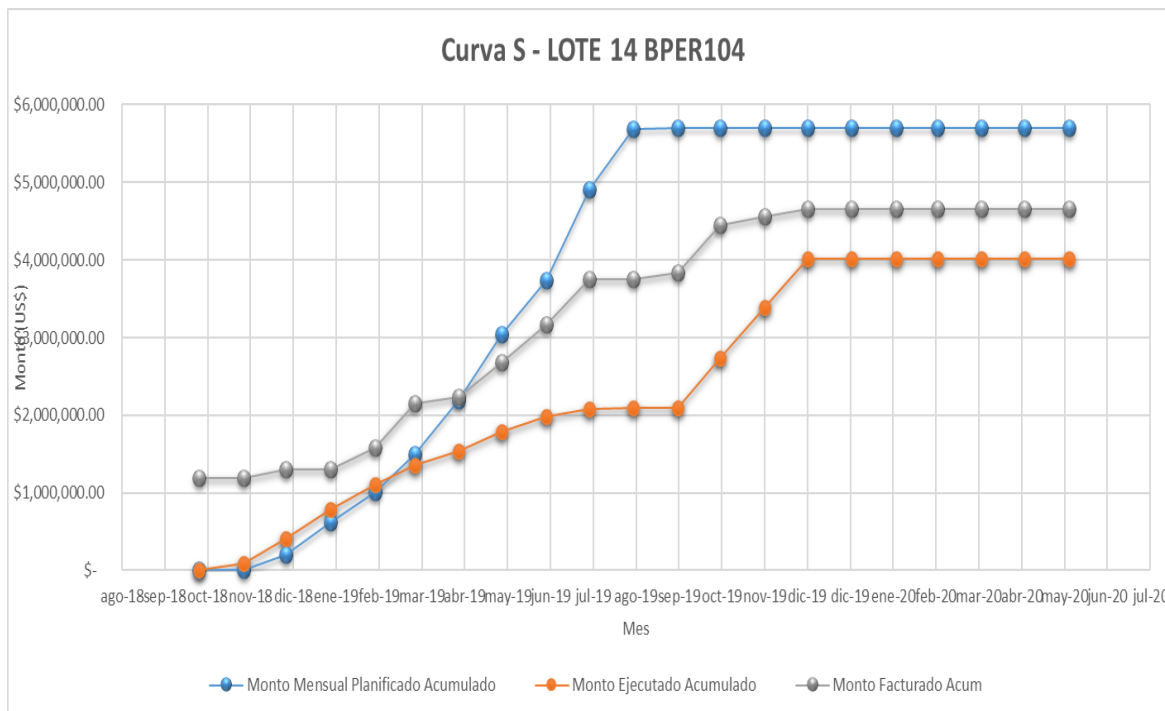
Proyecto ABAP101

| Mes | Monto Mensual Planificado | Monto Mensual Planificado Acumulado | Monto Ejecutado | Monto Facturado Acum |
|----------|---------------------------|-------------------------------------|-----------------|----------------------|
| oct-2018 | \$ - | \$ - | \$ - | \$ 1,531,238.88 |
| nov-2018 | \$ - | \$ - | \$ 48,823.36 | \$ 1,531,238.88 |
| dic-2018 | \$ 202,436.09 | \$ 202,436.09 | \$ 183,200.45 | \$ 1,571,782.46 |
| ene-2019 | \$ 451,467.31 | \$ 653,903.41 | \$ 380,896.21 | \$ 1,571,782.46 |
| feb-2019 | \$ 333,297.38 | \$ 987,200.78 | \$ 549,333.41 | \$ 1,820,212.65 |
| mar-2019 | \$ 1,402,884.85 | \$ 2,390,085.64 | \$ 677,938.26 | \$ 1,820,212.65 |
| abr-2019 | \$ 1,978,667.18 | \$ 4,368,752.81 | \$ 960,603.48 | \$ 2,349,510.74 |
| may-2019 | \$ 1,118,835.29 | \$ 5,487,588.10 | \$ 1,260,691.55 | \$ 2,763,582.31 |
| jun-2019 | \$ 955,665.18 | \$ 6,443,253.28 | \$ 1,421,187.37 | \$ 3,783,026.07 |
| jul-2019 | \$ 824,111.66 | \$ 7,267,364.94 | \$ 1,887,396.35 | \$ 4,086,736.24 |
| ago-2019 | \$ 1,031,334.03 | \$ 8,298,698.97 | \$ 3,211,718.26 | \$ 4,338,885.37 |
| sep-2019 | \$ 103,323.85 | \$ 8,402,022.82 | \$ 3,277,911.14 | \$ 4,608,298.98 |
| oct-2019 | \$ - | \$ 8,402,022.82 | \$ 3,773,580.65 | \$ 5,016,013.00 |
| nov-2019 | \$ 17,982.01 | \$ 8,420,004.83 | \$ 4,255,556.23 | \$ 5,016,013.00 |
| dic-2019 | \$ - | \$ 8,420,004.83 | \$ 4,702,033.91 | \$ 5,937,856.92 |
| ene-2020 | \$ - | \$ 8,420,004.83 | \$ 5,729,109.93 | \$ 5,937,856.92 |
| feb-2020 | | \$ 8,420,004.83 | \$ 6,756,185.95 | \$ 6,664,365.45 |
| mar-2020 | | \$ 8,420,004.83 | \$ 6,982,921.34 | \$ 6,664,365.45 |
| abr-2020 | | \$ 8,420,004.83 | \$ 6,982,921.34 | \$ 7,117,149.20 |
| may-2020 | | \$ 8,420,004.83 | \$ 6,982,921.34 | \$ 7,117,149.20 |
| jun-2020 | | \$ 8,420,004.83 | \$ 7,113,075.34 | \$ 7,117,149.20 |



Proyecto BPER104

| Mes | Monto Mensual | Monto Mensual Planificado Acumulado | Monto Ejecutado | Monto Facturado Acum |
|----------|-----------------|-------------------------------------|-----------------|----------------------|
| oct-2018 | \$ - | \$ - | \$ - | \$ 1,183,549.37 |
| nov-2018 | \$ - | \$ - | \$ 86,562.14 | \$ 1,183,549.37 |
| dic-2018 | \$ 206,735.68 | \$ 206,735.68 | \$ 404,118.07 | \$ 1,307,776.93 |
| ene-2019 | \$ 412,144.64 | \$ 618,880.33 | \$ 789,597.08 | \$ 1,307,776.93 |
| feb-2019 | \$ 393,715.93 | \$ 1,012,596.25 | \$ 1,106,363.70 | \$ 1,573,462.92 |
| mar-2019 | \$ 483,723.99 | \$ 1,496,320.24 | \$ 1,350,665.69 | \$ 2,145,591.67 |
| abr-2019 | \$ 700,294.30 | \$ 2,196,614.54 | \$ 1,532,478.99 | \$ 2,230,636.63 |
| may-2019 | \$ 841,098.09 | \$ 3,037,712.62 | \$ 1,787,571.45 | \$ 2,673,946.00 |
| jun-2019 | \$ 701,396.20 | \$ 3,739,108.83 | \$ 1,987,664.04 | \$ 3,169,806.45 |
| jul-2019 | \$ 1,171,715.70 | \$ 4,910,824.53 | \$ 2,078,854.41 | \$ 3,749,568.28 |
| ago-2019 | \$ 776,365.75 | \$ 5,687,190.28 | \$ 2,089,997.57 | \$ 3,749,568.28 |
| sep-2019 | \$ 17,979.29 | \$ 5,705,169.57 | \$ 2,097,577.29 | \$ 3,838,000.93 |
| oct-2019 | \$ - | \$ 5,705,169.57 | \$ 2,737,720.70 | \$ 4,452,822.16 |
| nov-2019 | \$ - | \$ 5,705,169.57 | \$ 3,387,974.95 | \$ 4,560,509.41 |
| dic-2019 | \$ - | \$ 5,705,169.57 | \$ 4,008,883.75 | \$ 4,660,960.10 |
| ene-2020 | \$ - | \$ 5,705,169.57 | \$ 4,008,883.75 | \$ 4,660,960.10 |
| feb-2020 | \$ - | \$ 5,705,169.57 | \$ 4,008,883.75 | \$ 4,660,960.10 |
| mar-2020 | \$ - | \$ 5,705,169.57 | \$ 4,008,883.75 | \$ 4,660,960.10 |
| abr-2020 | \$ - | \$ 5,705,169.57 | \$ 4,008,883.75 | \$ 4,660,960.10 |
| may-2020 | \$ - | \$ 5,705,169.57 | \$ 4,008,883.75 | \$ 4,660,960.10 |
| jun-2020 | \$ - | \$ 5,705,169.57 | \$ 4,008,883.75 | \$ 4,660,960.10 |



Leonel Gabot Bonilla

Coordinación de Planificación y Control de Gestión

Dirección de Proyectos Financiados

Programa de Rehabilitación de Redes Eléctricas

Edenorte Dominicana

F: 809-747-9346

E: legabot@edenorte.com.do P: www.edenorte.com.do

Síguenos en:

