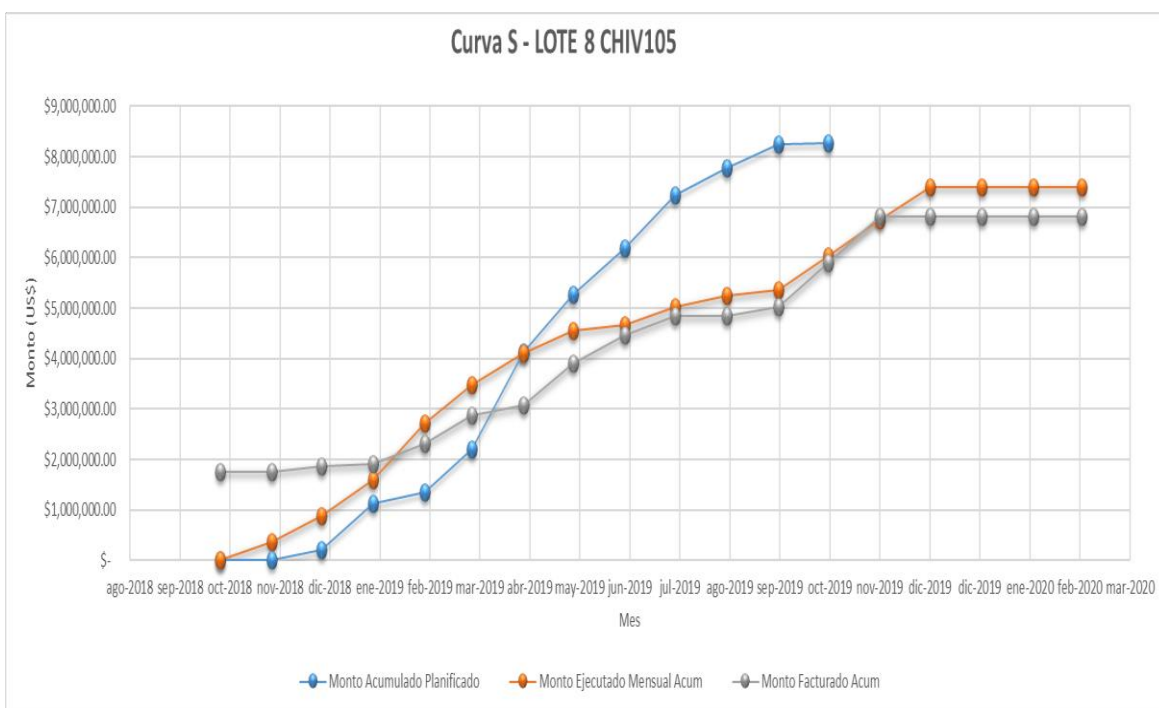


## Proyectos de Rehabilitación de Redes Edenorte Dominicana

### Informe de Presupuesto Trimestre Enero-Marzo 2020

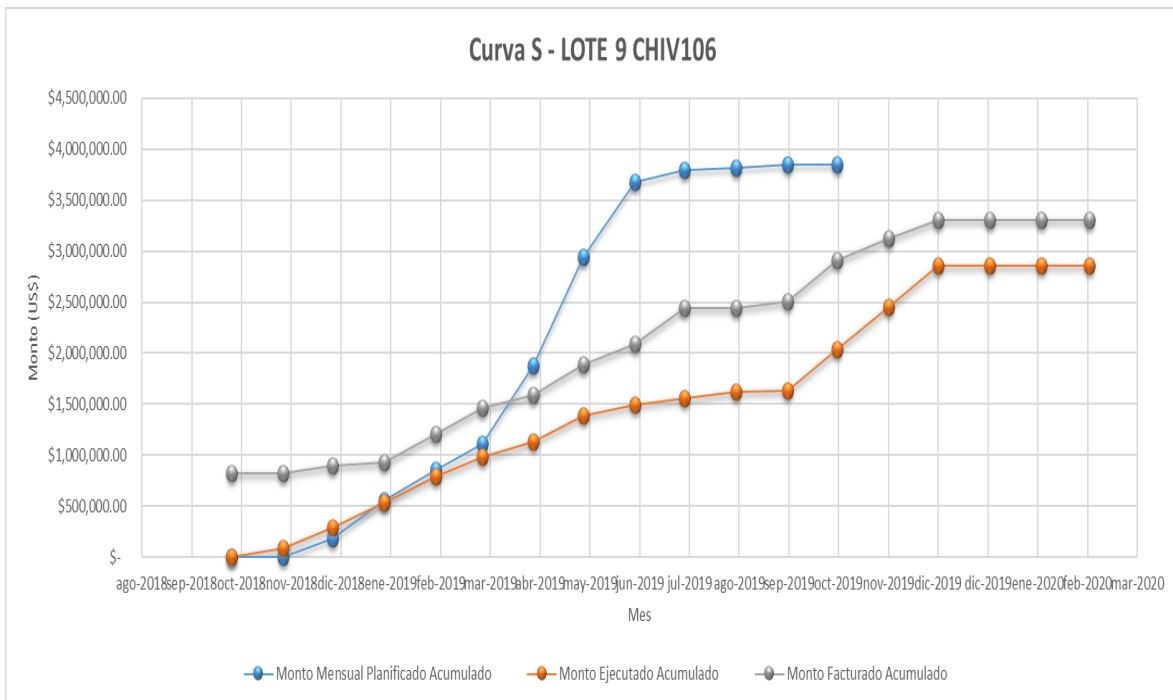
#### Proyecto CHIV105

Mes	Monto Mensual Planificado	Monto Acumulado Planificado	Monto Ejecutado Mensual Acum	Monto Facturado Acum
oct-2018	\$ -	\$ -	\$ -	\$ 1,750,175.72
nov-2018	\$ -	\$ -	\$ 356,802.04	\$ 1,750,175.72
dic-2018	\$ 198,503.24	\$ 198,503.24	\$ 880,949.01	\$ 1,860,143.91
ene-2019	\$ 932,079.29	\$ 1,130,582.53	\$ 1,604,688.95	\$ 1,901,785.77
feb-2019	\$ 222,730.33	\$ 1,353,312.86	\$ 2,721,623.24	\$ 2,307,349.13
mar-2019	\$ 854,446.35	\$ 2,207,759.21	\$ 3,481,295.13	\$ 2,865,985.00
abr-2019	\$ 1,924,580.93	\$ 4,132,340.14	\$ 4,112,945.53	\$ 3,082,820.27
may-2019	\$ 1,129,513.18	\$ 5,261,853.32	\$ 4,542,579.78	\$ 3,913,432.05
jun-2019	\$ 925,559.37	\$ 6,187,412.69	\$ 4,656,544.24	\$ 4,457,054.73
jul-2019	\$ 1,061,513.70	\$ 7,248,926.40	\$ 5,020,075.09	\$ 4,852,535.31
ago-2019	\$ 535,457.55	\$ 7,784,383.95	\$ 5,247,037.53	\$ 4,852,535.31
sep-2019	\$ 458,830.47	\$ 8,243,214.41	\$ 5,348,504.61	\$ 5,022,712.92
oct-2019	\$ 16,066.05	\$ 8,259,280.46	\$ 6,025,195.93	\$ 5,900,755.39
nov-2019	\$ -		\$ 6,757,055.32	\$ 6,812,675.17
dic-2019	\$ -		\$ 7,392,266.45	\$ 6,812,675.17
ene-2020	\$ -		\$ 7,392,266.45	\$ 6,812,675.17
feb-2020	\$ -		\$ 7,392,266.45	\$ 6,812,675.17
mar-2020	\$ -		\$ 7,392,266.45	\$ 6,812,675.17



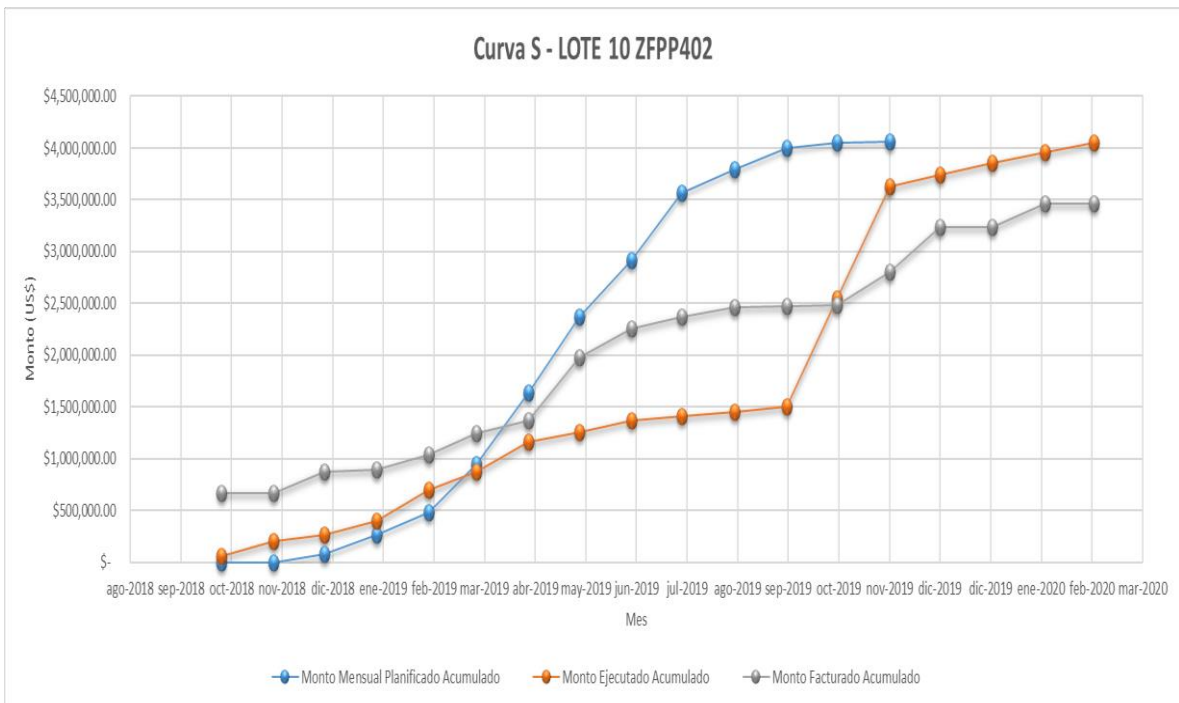
## Proyecto CHIV106

Mes	Monto Mensual Planificado	Monto Mensual Planificado Acumulado	Monto Ejecutado Acumulado	Monto Facturado Acumulado
oct-2018	\$ -	\$ -	\$ -	\$ 818,132.38
nov-2018	\$ -	\$ -	\$ 80,782.18	\$ 818,132.38
dic-2018	\$ 178,361.67	\$ 178,361.67	\$ 290,628.37	\$ 896,099.78
ene-2019	\$ 377,081.36	\$ 555,443.03	\$ 530,559.41	\$ 928,906.14
feb-2019	\$ 292,725.29	\$ 848,168.32	\$ 786,303.75	\$ 1,201,602.92
mar-2019	\$ 259,095.73	\$ 1,107,264.05	\$ 978,408.75	\$ 1,460,898.44
abr-2019	\$ 770,968.79	\$ 1,878,232.84	\$ 1,134,232.43	\$ 1,584,408.64
may-2019	\$ 1,068,762.16	\$ 2,946,994.99	\$ 1,384,374.07	\$ 1,887,678.86
jun-2019	\$ 730,341.06	\$ 3,677,336.06	\$ 1,498,100.88	\$ 2,093,852.88
jul-2019	\$ 113,745.83	\$ 3,791,081.88	\$ 1,552,755.97	\$ 2,445,954.83
ago-2019	\$ 28,768.79	\$ 3,819,850.67	\$ 1,620,915.39	\$ 2,445,954.83
sep-2019	\$ 24,254.56	\$ 3,844,105.23	\$ 1,627,089.86	\$ 2,500,267.56
oct-2019	\$ -	\$ 3,844,105.23	\$ 2,039,681.30	\$ 2,907,494.60
nov-2019	\$ -	\$ -	\$ 2,451,031.11	\$ 3,119,936.46
dic-2019	\$ -	\$ -	\$ 2,860,007.99	\$ 3,303,794.38
ene-2020	\$ -	\$ -	\$ 2,860,007.99	\$ 3,303,794.38
feb-2020	\$ -	\$ -	\$ 2,860,007.99	\$ 3,303,794.38
mar-2020	\$ -	\$ -	\$ 2,860,007.99	\$ 3,303,794.38



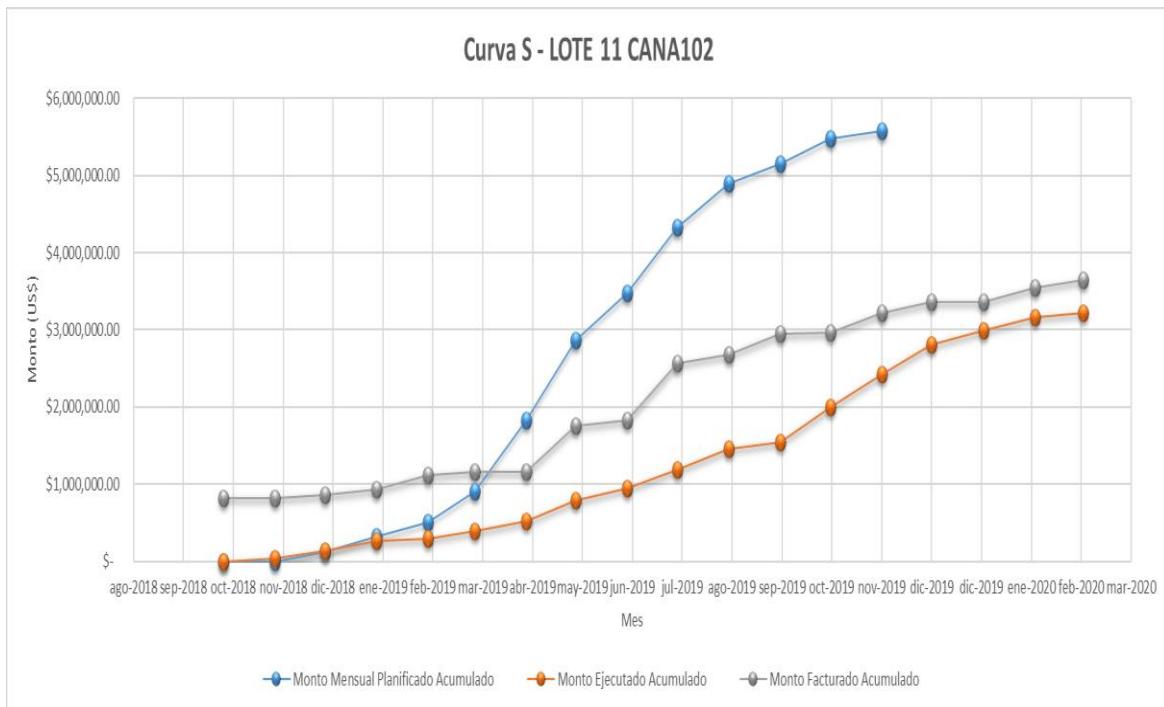
## Proyecto ZFP402

Mes	Monto Mensual Planificado	Monto Mensual Planificado Acumulado	Monto Ejecutado Acumulado	Monto Facturado Acumulado
oct-2018	\$ -	\$ -	\$ 63,139.72	\$ 671,861.72
nov-2018	\$ -	\$ -	\$ 205,228.89	\$ 671,861.72
dic-2018	\$ 84,571.27	\$ 84,571.27	\$ 270,186.26	\$ 871,895.80
ene-2019	\$ 180,677.40	\$ 265,248.68	\$ 401,953.90	\$ 899,926.73
feb-2019	\$ 214,389.29	\$ 479,637.97	\$ 697,444.48	\$ 1,041,238.93
mar-2019	\$ 465,040.45	\$ 944,678.42	\$ 876,145.19	\$ 1,245,000.05
abr-2019	\$ 688,700.05	\$ 1,633,378.47	\$ 1,162,801.35	\$ 1,367,883.74
may-2019	\$ 738,201.38	\$ 2,371,579.84	\$ 1,258,844.42	\$ 1,979,288.76
jun-2019	\$ 542,278.35	\$ 2,913,858.19	\$ 1,370,937.51	\$ 2,255,736.34
jul-2019	\$ 647,344.42	\$ 3,561,202.61	\$ 1,413,358.60	\$ 2,366,847.74
ago-2019	\$ 233,255.57	\$ 3,794,458.18	\$ 1,449,135.26	\$ 2,467,525.92
sep-2019	\$ 202,946.51	\$ 3,997,404.69	\$ 1,498,696.21	\$ 2,473,715.09
oct-2019	\$ 51,503.39	\$ 4,048,908.07	\$ 2,542,113.01	\$ 2,482,065.73
nov-2019	\$ 14,606.91	\$ 4,063,514.98	\$ 3,627,545.15	\$ 2,807,190.93
dic-2019	\$ -		\$ 3,739,295.39	\$ 3,232,863.02
ene-2020	\$ -		\$ 3,851,045.64	\$ 3,232,863.02
feb-2020			\$ 3,962,795.89	\$ 3,461,613.51
mar-2020			\$ 4,051,505.52	\$ 3,461,613.51



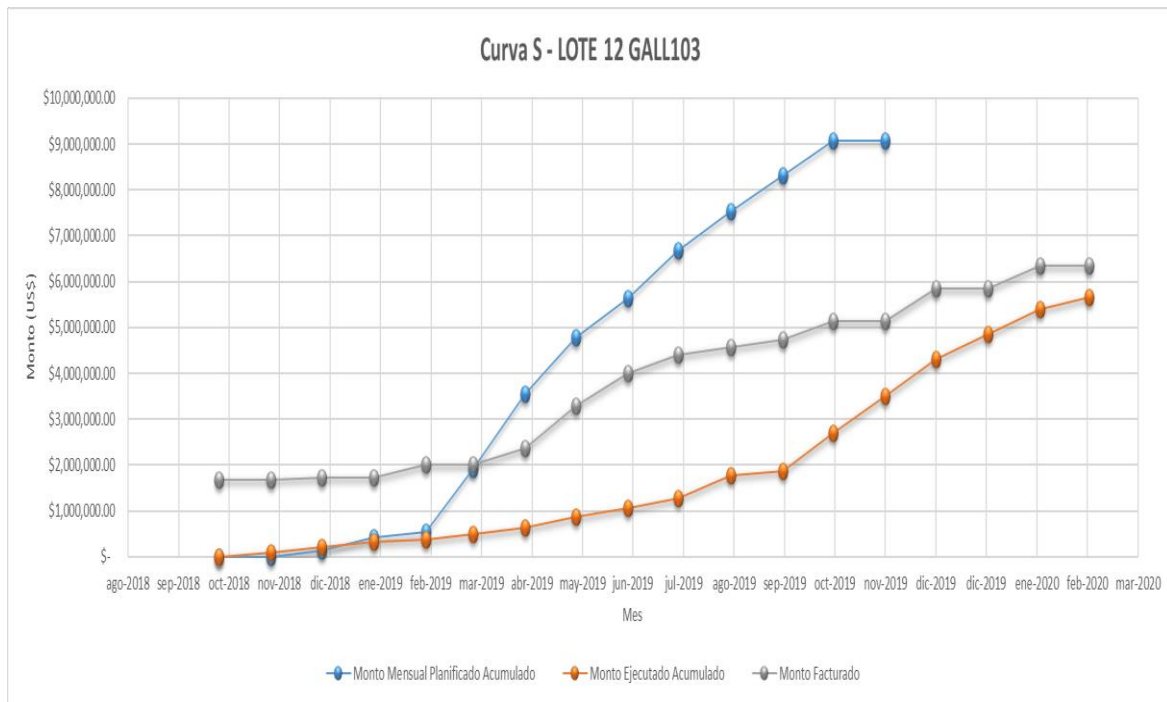
## Proyecto CANA102

Mes	Monto Mensual Planificado	Monto Mensual Planificado Acumulado	Monto Ejecutado Acumulado	Monto Facturado Acumulado
oct-2018	\$ -	\$ -	\$ -	\$ 824,770.98
nov-2018	\$ -	\$ -	\$ 35,064.45	\$ 824,770.98
dic-2018	\$ 115,332.70	\$ 115,332.70	\$ 138,681.71	\$ 857,039.73
ene-2019	\$ 204,988.75	\$ 320,321.46	\$ 266,005.66	\$ 926,264.07
feb-2019	\$ 178,988.77	\$ 499,310.22	\$ 297,592.42	\$ 1,119,367.62
mar-2019	\$ 407,603.70	\$ 906,913.92	\$ 386,887.86	\$ 1,164,795.35
abr-2019	\$ 914,090.81	\$ 1,821,004.73	\$ 521,212.86	\$ 1,164,795.35
may-2019	\$ 1,038,479.19	\$ 2,859,483.92	\$ 785,125.91	\$ 1,748,940.53
jun-2019	\$ 619,067.47	\$ 3,478,551.39	\$ 938,998.57	\$ 1,827,636.44
jul-2019	\$ 844,284.66	\$ 4,322,836.05	\$ 1,187,509.79	\$ 2,559,053.36
ago-2019	\$ 580,366.77	\$ 4,903,202.82	\$ 1,463,781.33	\$ 2,679,240.70
sep-2019	\$ 255,387.00	\$ 5,158,589.82	\$ 1,541,486.64	\$ 2,950,334.12
oct-2019	\$ 318,013.91	\$ 5,476,603.73	\$ 1,998,263.00	\$ 2,961,760.58
nov-2019	\$ 100,012.67	\$ 5,576,616.40	\$ 2,420,957.90	\$ 3,222,820.65
dic-2019	\$ -		\$ 2,814,011.77	\$ 3,367,914.46
ene-2020	\$ -		\$ 2,989,359.97	\$ 3,367,914.46
feb-2020	\$ -		\$ 3,164,708.18	\$ 3,548,454.73
mar-2020	\$ -		\$ 3,223,157.58	\$ 3,652,465.50



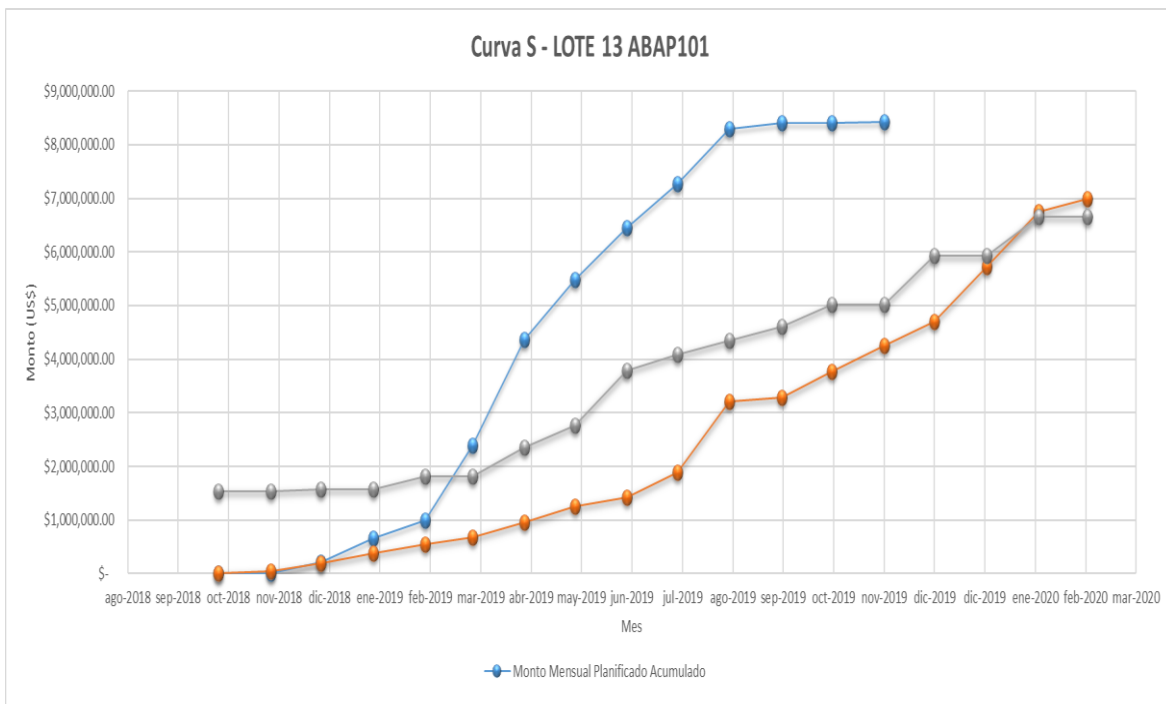
## Proyecto GALL103

Mes	Monto Mensual Planificado	Monto Mensual Planificado Acumulado	Monto Ejecutado Acumulado	Monto Facturado Acumulado
oct-2018	\$ -	\$ -	\$ 144.92	\$ 1,689,972.45
nov-2018	\$ -	\$ -	\$ 87,728.32	\$ 1,689,972.45
dic-2018	\$ 135,176.12	\$ 135,176.12	\$ 211,154.46	\$ 1,722,633.08
ene-2019	\$ 284,777.30	\$ 419,953.42	\$ 332,006.66	\$ 1,722,633.08
feb-2019	\$ 123,234.61	\$ 543,188.03	\$ 372,755.97	\$ 2,008,014.32
mar-2019	\$ 1,377,359.77	\$ 1,920,547.81	\$ 492,681.28	\$ 2,008,014.32
abr-2019	\$ 1,626,901.08	\$ 3,547,448.89	\$ 634,089.36	\$ 2,369,485.97
may-2019	\$ 1,240,877.90	\$ 4,788,326.79	\$ 869,525.82	\$ 3,301,086.06
jun-2019	\$ 854,257.84	\$ 5,642,584.63	\$ 1,071,264.74	\$ 3,990,514.64
jul-2019	\$ 1,037,372.92	\$ 6,679,957.55	\$ 1,286,853.24	\$ 4,394,573.04
ago-2019	\$ 839,711.23	\$ 7,519,668.78	\$ 1,764,658.60	\$ 4,574,281.52
sep-2019	\$ 802,444.90	\$ 8,322,113.68	\$ 1,873,133.23	\$ 4,733,315.55
oct-2019	\$ 752,422.80	\$ 9,074,536.48	\$ 2,692,678.95	\$ 5,137,224.89
nov-2019	\$ -	\$ 9,074,536.48	\$ 3,499,004.63	\$ 5,137,224.89
dic-2019	\$ -		\$ 4,309,915.46	\$ 5,842,821.63
ene-2020	\$ -		\$ 4,852,727.02	\$ 5,842,821.63
feb-2020	\$ -		\$ 5,395,538.57	\$ 6,352,729.12
mar-2020	\$ -		\$ 5,666,944.35	\$ 6,352,729.12



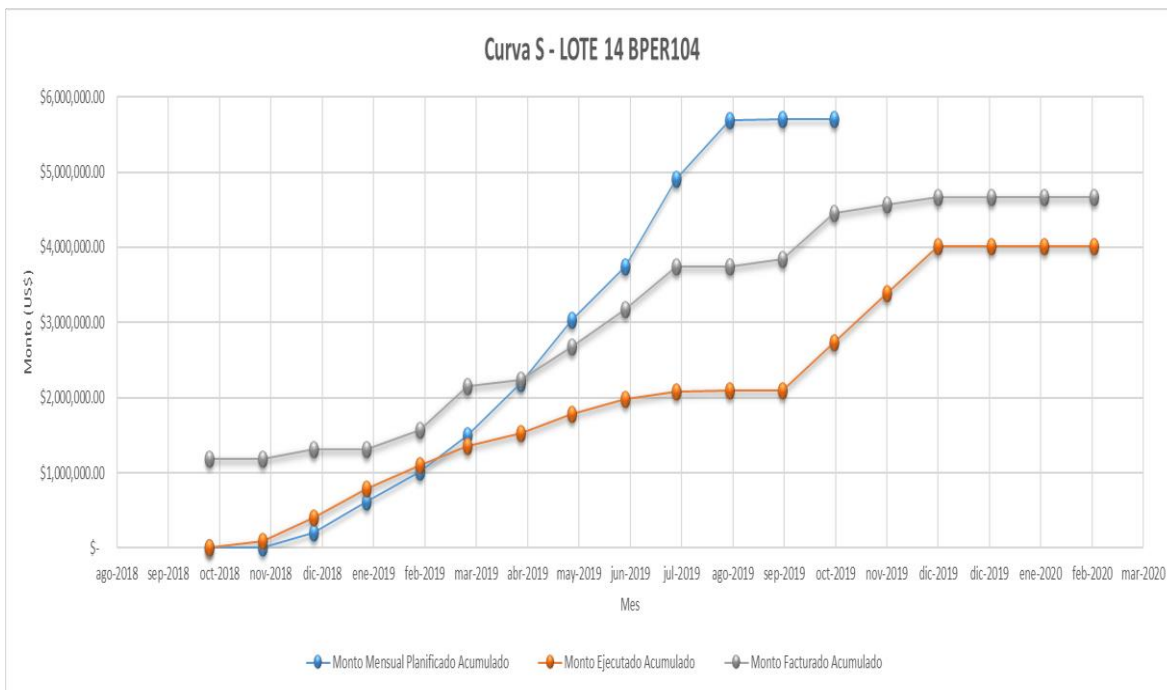
## Proyecto ABAP101

Mes	Monto Mensual Planificado	Monto Mensual Planificado Acumulado	Monto Ejecutado Acumulado	Monto Facturado Acumulado
oct-2018	\$ -	\$ -	\$ -	\$ 1,531,238.88
nov-2018	\$ -	\$ -	\$ 48,823.36	\$ 1,531,238.88
dic-2018	\$ 202,436.09	\$ 202,436.09	\$ 183,200.45	\$ 1,571,782.46
ene-2019	\$ 451,467.31	\$ 653,903.41	\$ 380,896.21	\$ 1,571,782.46
feb-2019	\$ 333,297.38	\$ 987,200.78	\$ 549,333.41	\$ 1,820,212.65
mar-2019	\$ 1,402,884.85	\$ 2,390,085.64	\$ 677,938.26	\$ 1,820,212.65
abr-2019	\$ 1,978,667.18	\$ 4,368,752.81	\$ 960,603.48	\$ 2,349,510.74
may-2019	\$ 1,118,835.29	\$ 5,487,588.10	\$ 1,260,691.55	\$ 2,763,582.31
jun-2019	\$ 955,665.18	\$ 6,443,253.28	\$ 1,421,187.37	\$ 3,783,026.07
jul-2019	\$ 824,111.66	\$ 7,267,364.94	\$ 1,887,396.35	\$ 4,086,736.24
ago-2019	\$ 1,031,334.03	\$ 8,298,698.97	\$ 3,211,718.26	\$ 4,338,885.37
sep-2019	\$ 103,323.85	\$ 8,402,022.82	\$ 3,277,911.14	\$ 4,608,298.98
oct-2019	\$ -	\$ 8,402,022.82	\$ 3,773,580.65	\$ 5,016,013.00
nov-2019	\$ 17,982.01	\$ 8,420,004.83	\$ 4,255,556.23	\$ 5,016,013.00
dic-2019	\$ -		\$ 4,702,033.91	\$ 5,937,856.92
ene-2020	\$ -		\$ 5,729,109.93	\$ 5,937,856.92
feb-2020			\$ 6,756,185.95	\$ 6,664,365.45
mar-2020			\$ 6,982,921.34	\$ 6,664,365.45



## Proyecto BPER104

Mes	Monto Mensual Planificado	Monto Mensual Planificado Acumulado	Monto Ejecutado Acumulado	Monto Facturado Acumulado
oct-2018	\$ -	\$ -	\$ -	\$ 1,183,549.37
nov-2018	\$ -	\$ -	\$ 86,562.14	\$ 1,183,549.37
dic-2018	\$ 206,735.68	\$ 206,735.68	\$ 404,118.07	\$ 1,307,776.93
ene-2019	\$ 412,144.64	\$ 618,880.33	\$ 789,597.08	\$ 1,307,776.93
feb-2019	\$ 393,715.93	\$ 1,012,596.25	\$ 1,106,363.70	\$ 1,573,462.92
mar-2019	\$ 483,723.99	\$ 1,496,320.24	\$ 1,350,665.69	\$ 2,145,591.67
abr-2019	\$ 700,294.30	\$ 2,196,614.54	\$ 1,532,478.99	\$ 2,230,636.63
may-2019	\$ 841,098.09	\$ 3,037,712.62	\$ 1,787,571.45	\$ 2,673,946.00
jun-2019	\$ 701,396.20	\$ 3,739,108.83	\$ 1,987,664.04	\$ 3,169,806.45
jul-2019	\$ 1,171,715.70	\$ 4,910,824.53	\$ 2,078,854.41	\$ 3,749,568.28
ago-2019	\$ 776,365.75	\$ 5,687,190.28	\$ 2,089,997.57	\$ 3,749,568.28
sep-2019	\$ 17,979.29	\$ 5,705,169.57	\$ 2,097,577.29	\$ 3,838,000.93
oct-2019	\$ -	\$ 5,705,169.57	\$ 2,737,720.70	\$ 4,452,822.16
nov-2019	\$ -		\$ 3,387,974.95	\$ 4,560,509.41
dic-2019	\$ -		\$ 4,008,883.75	\$ 4,660,960.10
ene-2020	\$ -		\$ 4,008,883.75	\$ 4,660,960.10
feb-2020	\$ -		\$ 4,008,883.75	\$ 4,660,960.10
mar-2020	\$ -		\$ 4,008,883.75	\$ 4,660,960.10



**Leonel Gabot Bonilla**

Coordinación de Planificación y Control de Gestión

Dirección de Proyectos Financiados

Programa de Rehabilitación de Redes Eléctricas

Edenorte Dominicana

F: 809-747-9346

E: legabot@edenorte.com.do P: www.edenorte.com.do

Síguenos en:

