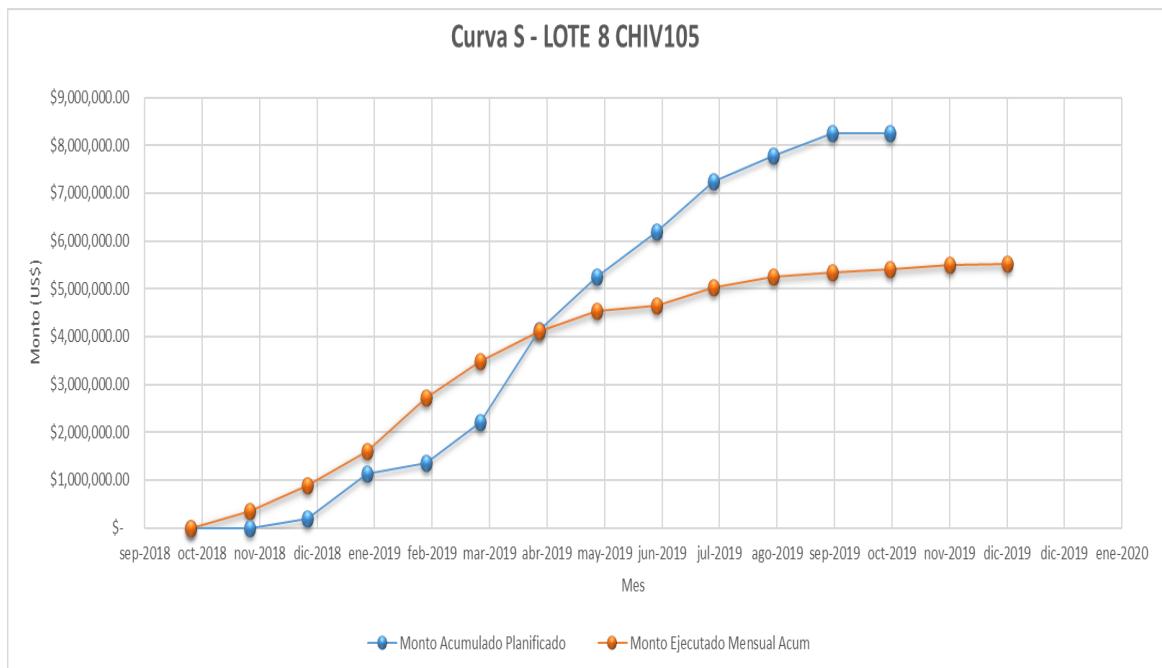


## Proyectos de Rehabilitación de Redes Edenorte Dominicana

### Informe de Presupuesto Trimestre Octubre-Diciembre 2019

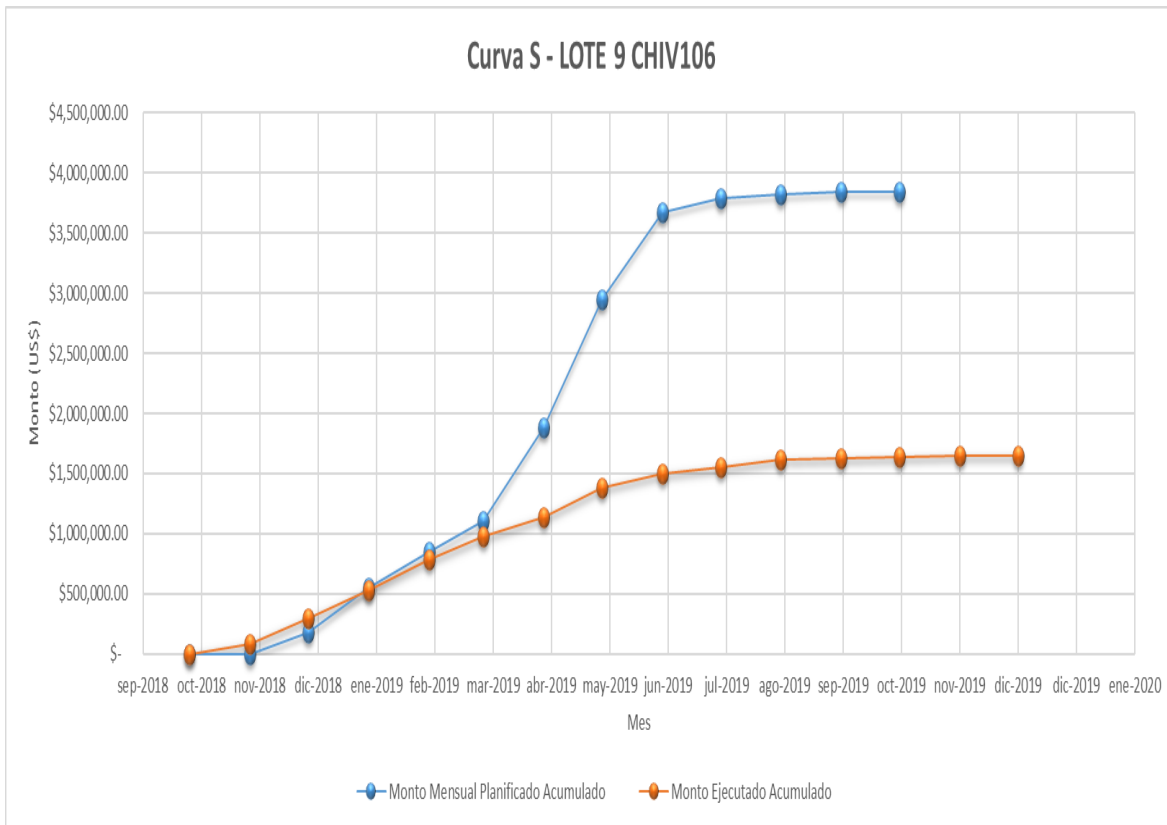
#### Proyecto CHIV105

| Mes      | Monto Mensual Planificado | Monto Acumulado Planificado | Monto Ejecutado Mensual Acum | Monto Facturado Acum |
|----------|---------------------------|-----------------------------|------------------------------|----------------------|
| oct-2018 | \$ -                      | \$ -                        | \$ -                         | \$ 1,750,175.72      |
| nov-2018 | \$ -                      | \$ -                        | \$ 356,802.04                | \$ 1,750,175.72      |
| dic-2018 | \$ 198,503.24             | \$ 198,503.24               | \$ 880,949.01                | \$ 1,860,143.91      |
| ene-2019 | \$ 932,079.29             | \$ 1,130,582.53             | \$ 1,604,688.95              | \$ 1,901,785.77      |
| feb-2019 | \$ 222,730.33             | \$ 1,353,312.86             | \$ 2,721,623.24              | \$ 2,307,349.13      |
| mar-2019 | \$ 854,446.35             | \$ 2,207,759.21             | \$ 3,481,295.13              | \$ 2,865,985.00      |
| abr-2019 | \$ 1,924,580.93           | \$ 4,132,340.14             | \$ 4,112,945.53              | \$ 3,082,820.27      |
| may-2019 | \$ 1,129,513.18           | \$ 5,261,853.32             | \$ 4,542,579.78              | \$ 3,913,432.05      |
| jun-2019 | \$ 925,559.37             | \$ 6,187,412.69             | \$ 4,656,544.24              | \$ 4,457,054.73      |
| jul-2019 | \$ 1,061,513.70           | \$ 7,248,926.40             | \$ 5,020,075.09              | \$ 4,852,535.31      |
| ago-2019 | \$ 535,457.55             | \$ 7,784,383.95             | \$ 5,247,037.53              | \$ 4,852,535.31      |
| sep-2019 | \$ 458,830.47             | \$ 8,243,214.41             | \$ 5,348,504.61              | \$ 5,022,712.92      |
| oct-2019 | \$ 16,066.05              | \$ 8,259,280.46             | \$ 5,397,921.21              | \$ 5,900,755.39      |
| nov-2019 | \$ -                      |                             | \$ 5,502,505.88              | \$ 6,812,675.17      |
| dic-2019 | \$ -                      |                             | \$ 5,510,442.28              |                      |
| ene-2020 | \$ -                      |                             |                              |                      |



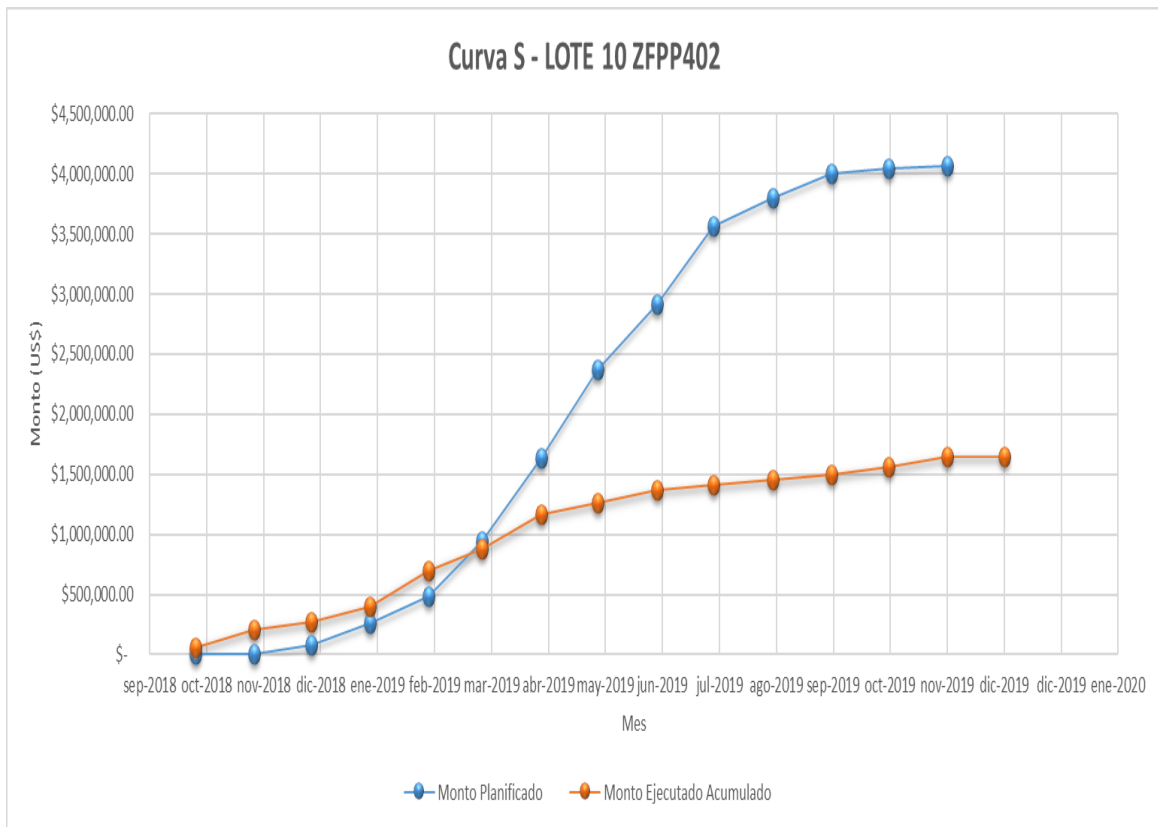
## Proyecto CHIV106

| Mes      | Monto Mensual Planificado | Monto Mensual Planificado Acumulado | Monto Ejecutado Acumulado | Monto Facturado Acumulado |
|----------|---------------------------|-------------------------------------|---------------------------|---------------------------|
| oct-2018 | \$ -                      | \$ -                                | \$ -                      | \$ 818,132.38             |
| nov-2018 | \$ -                      | \$ -                                | \$ 80,782.18              | \$ 818,132.38             |
| dic-2018 | \$ 178,361.67             | \$ 178,361.67                       | \$ 290,628.37             | \$ 896,099.78             |
| ene-2019 | \$ 377,081.36             | \$ 555,443.03                       | \$ 530,559.41             | \$ 928,906.14             |
| feb-2019 | \$ 292,725.29             | \$ 848,168.32                       | \$ 786,303.75             | \$ 1,201,602.92           |
| mar-2019 | \$ 259,095.73             | \$ 1,107,264.05                     | \$ 978,408.75             | \$ 1,460,898.44           |
| abr-2019 | \$ 770,968.79             | \$ 1,878,232.84                     | \$ 1,134,232.43           | \$ 1,584,408.64           |
| may-2019 | \$ 1,068,762.16           | \$ 2,946,994.99                     | \$ 1,384,374.07           | \$ 1,887,678.86           |
| jun-2019 | \$ 730,341.06             | \$ 3,677,336.06                     | \$ 1,498,100.88           | \$ 2,093,852.88           |
| jul-2019 | \$ 113,745.83             | \$ 3,791,081.88                     | \$ 1,552,755.97           | \$ 2,445,954.83           |
| ago-2019 | \$ 28,768.79              | \$ 3,819,850.67                     | \$ 1,620,915.39           | \$ 2,445,954.83           |
| sep-2019 | \$ 24,254.56              | \$ 3,844,105.23                     | \$ 1,627,089.86           | \$ 2,500,267.56           |
| oct-2019 | \$ -                      | \$ 3,844,105.23                     | \$ 1,635,900.41           | \$ 2,907,494.60           |
| nov-2019 |                           |                                     | \$ 1,643,469.34           | \$ 3,119,936.46           |
| dic-2019 |                           |                                     | \$ 1,648,665.33           | \$ 3,303,794.38           |
| ene-2020 |                           |                                     |                           |                           |



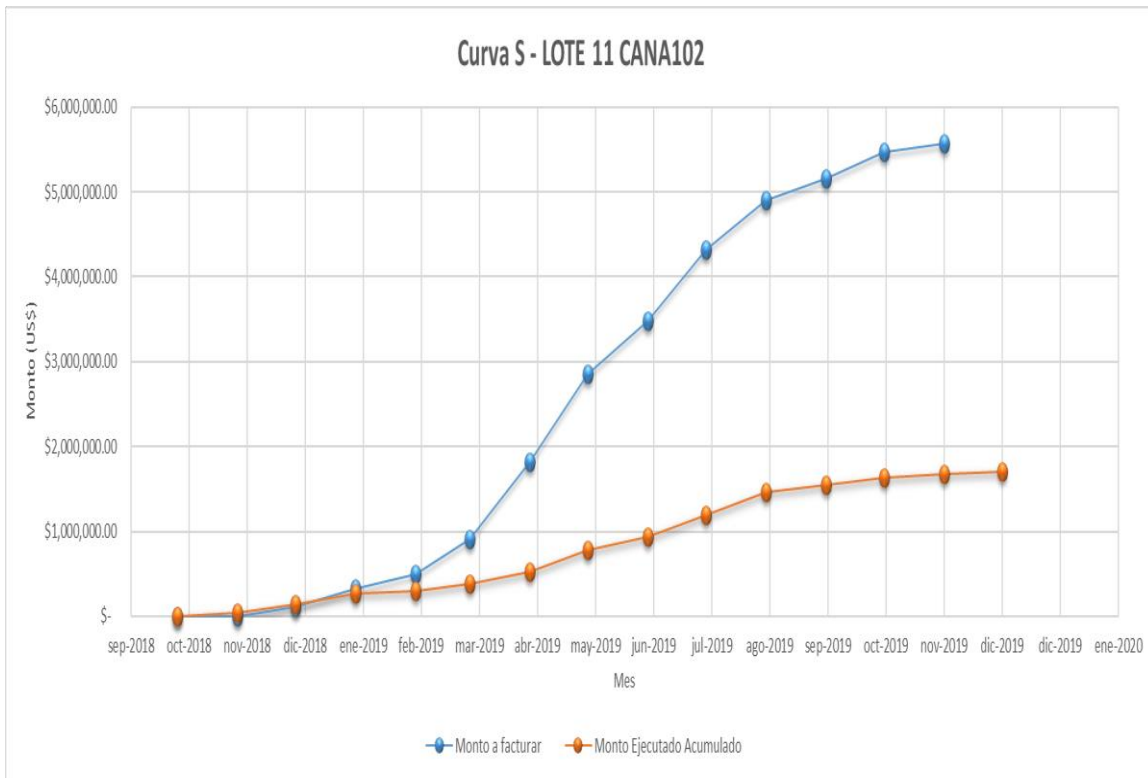
## Proyecto ZFPP402

| Mes      | Monto Mensual Planificado | Monto Planificado | Monto Ejecutado Acumulado | Monto Facturado Acumulado |
|----------|---------------------------|-------------------|---------------------------|---------------------------|
| oct-2018 | \$ -                      | \$ -              | \$ 63,139.72              | \$ 671,861.72             |
| nov-2018 | \$ -                      | \$ -              | \$ 205,228.89             | \$ 671,861.72             |
| dic-2018 | \$ 84,571.27              | \$ 84,571.27      | \$ 270,186.26             | \$ 871,895.80             |
| ene-2019 | \$ 180,677.40             | \$ 265,248.68     | \$ 401,953.90             | \$ 899,926.73             |
| feb-2019 | \$ 214,389.29             | \$ 479,637.97     | \$ 697,444.48             | \$ 1,041,238.93           |
| mar-2019 | \$ 465,040.45             | \$ 944,678.42     | \$ 876,145.19             | \$ 1,245,000.05           |
| abr-2019 | \$ 688,700.05             | \$ 1,633,378.47   | \$ 1,162,801.35           | \$ 1,367,883.74           |
| may-2019 | \$ 738,201.38             | \$ 2,371,579.84   | \$ 1,258,844.42           | \$ 1,979,288.76           |
| jun-2019 | \$ 542,278.35             | \$ 2,913,858.19   | \$ 1,370,937.51           | \$ 2,255,736.34           |
| jul-2019 | \$ 647,344.42             | \$ 3,561,202.61   | \$ 1,413,358.60           | \$ 2,366,847.74           |
| ago-2019 | \$ 233,255.57             | \$ 3,794,458.18   | \$ 1,449,135.26           | \$ 2,467,525.92           |
| sep-2019 | \$ 202,946.51             | \$ 3,997,404.69   | \$ 1,498,696.21           | \$ 2,473,715.09           |
| oct-2019 | \$ 51,503.39              | \$ 4,048,908.07   | \$ 1,557,819.07           | \$ 2,482,065.73           |
| nov-2019 | \$ 14,606.91              | \$ 4,063,514.98   | \$ 1,649,395.35           | \$ 2,807,190.93           |
| dic-2019 | \$ -                      |                   | \$ 1,649,395.35           | \$ 3,232,863.02           |
| ene-2020 | \$ -                      |                   |                           |                           |



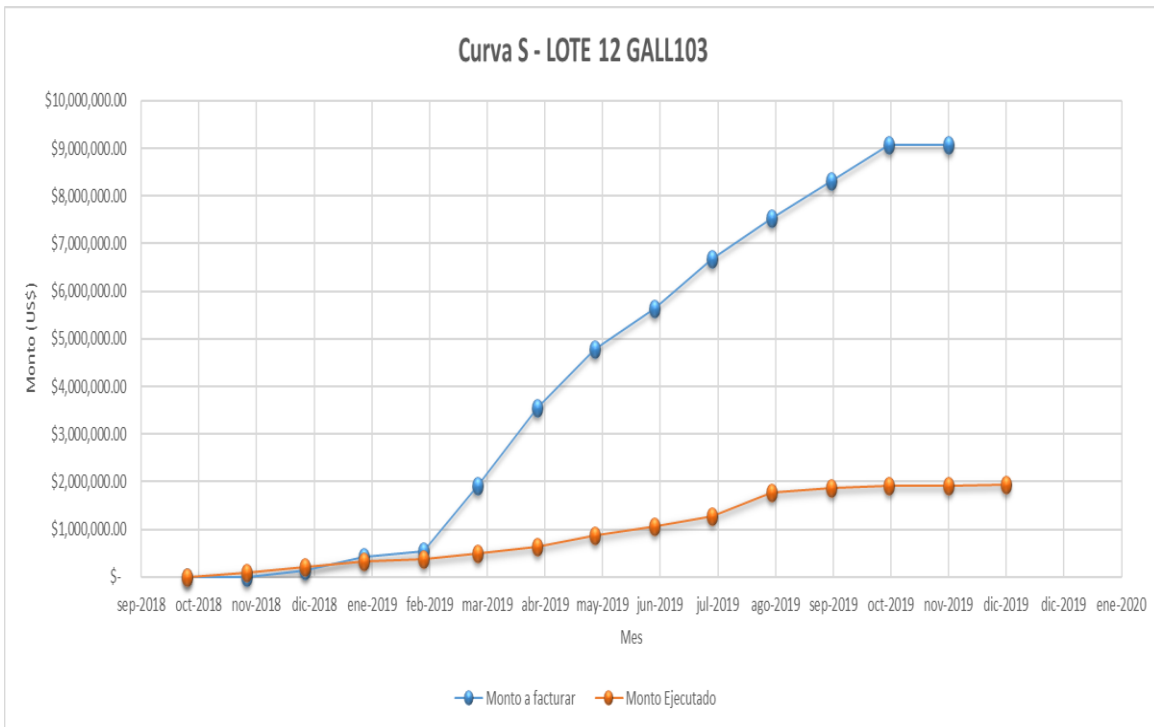
## Proyecto CANA102

| Mes      | Monto Mensual Planificado | Monto a facturar | Monto Ejecutado Acumulado | Monto Facturado Acum |
|----------|---------------------------|------------------|---------------------------|----------------------|
| oct-2018 | \$ -                      | \$ -             | \$ -                      | \$ 824,770.98        |
| nov-2018 | \$ -                      | \$ -             | \$ 35,064.45              | \$ 824,770.98        |
| dic-2018 | \$ 115,332.70             | \$ 115,332.70    | \$ 138,681.71             | \$ 857,039.73        |
| ene-2019 | \$ 204,988.75             | \$ 320,321.46    | \$ 266,005.66             | \$ 926,264.07        |
| feb-2019 | \$ 178,988.77             | \$ 499,310.22    | \$ 297,592.42             | \$ 1,119,367.62      |
| mar-2019 | \$ 407,603.70             | \$ 906,913.92    | \$ 386,887.86             | \$ 1,164,795.35      |
| abr-2019 | \$ 914,090.81             | \$ 1,821,004.73  | \$ 521,212.86             | \$ 1,164,795.35      |
| may-2019 | \$ 1,038,479.19           | \$ 2,859,483.92  | \$ 785,125.91             | \$ 1,748,940.53      |
| jun-2019 | \$ 619,067.47             | \$ 3,478,551.39  | \$ 938,998.57             | \$ 1,827,636.44      |
| jul-2019 | \$ 844,284.66             | \$ 4,322,836.05  | \$ 1,187,509.79           | \$ 2,559,053.36      |
| ago-2019 | \$ 580,366.77             | \$ 4,903,202.82  | \$ 1,463,781.33           | \$ 2,679,240.70      |
| sep-2019 | \$ 255,387.00             | \$ 5,158,589.82  | \$ 1,541,486.64           | \$ 2,950,334.12      |
| oct-2019 | \$ 318,013.91             | \$ 5,476,603.73  | \$ 1,626,613.01           | \$ 2,961,760.58      |
| nov-2019 | \$ 100,012.67             | \$ 5,576,616.40  | \$ 1,677,657.92           | \$ 3,222,820.65      |
| dic-2019 | \$ -                      |                  | \$ 1,699,061.81           | \$ 3,367,914.46      |
| ene-2020 | \$ -                      |                  |                           |                      |



## Proyecto GALL103

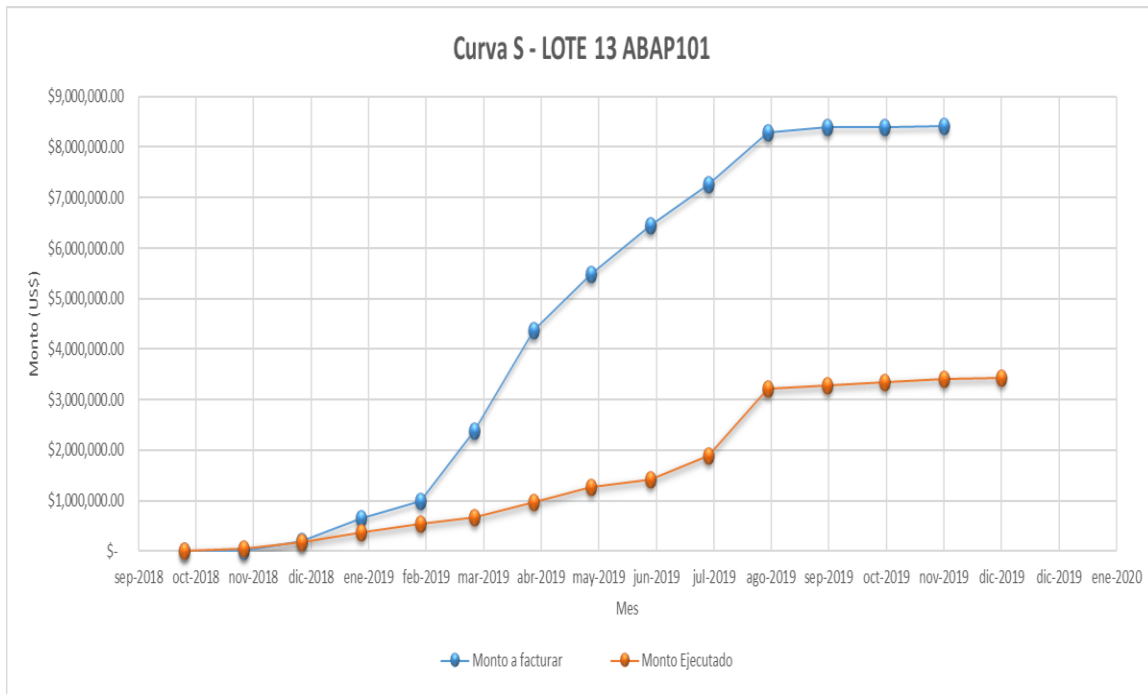
| Mes      | Monto Mensual Planificado | Monto a facturar | Monto Ejecutado | Monto Facturado |
|----------|---------------------------|------------------|-----------------|-----------------|
| oct-2018 | \$ -                      | \$ -             | \$ 144.92       | \$ 1,689,972.45 |
| nov-2018 | \$ -                      | \$ -             | \$ 87,728.32    | \$ 1,689,972.45 |
| dic-2018 | \$ 135,176.12             | \$ 135,176.12    | \$ 211,154.46   | \$ 1,722,633.08 |
| ene-2019 | \$ 284,777.30             | \$ 419,953.42    | \$ 332,006.66   | \$ 1,722,633.08 |
| feb-2019 | \$ 123,234.61             | \$ 543,188.03    | \$ 372,755.97   | \$ 2,008,014.32 |
| mar-2019 | \$ 1,377,359.77           | \$ 1,920,547.81  | \$ 492,681.28   | \$ 2,008,014.32 |
| abr-2019 | \$ 1,626,901.08           | \$ 3,547,448.89  | \$ 634,089.36   | \$ 2,369,485.97 |
| may-2019 | \$ 1,240,877.90           | \$ 4,788,326.79  | \$ 869,525.82   | \$ 3,301,086.06 |
| jun-2019 | \$ 854,257.84             | \$ 5,642,584.63  | \$ 1,071,264.74 | \$ 3,990,514.64 |
| jul-2019 | \$ 1,037,372.92           | \$ 6,679,957.55  | \$ 1,286,853.24 | \$ 4,394,573.04 |
| ago-2019 | \$ 839,711.23             | \$ 7,519,668.78  | \$ 1,764,658.60 | \$ 4,574,281.52 |
| sep-2019 | \$ 802,444.90             | \$ 8,322,113.68  | \$ 1,873,133.23 | \$ 4,733,315.55 |
| oct-2019 | \$ 752,422.80             | \$ 9,074,536.48  | \$ 1,905,322.47 | \$ 5,137,224.89 |
| nov-2019 | \$ -                      | \$ 9,074,536.48  | \$ 1,924,291.67 | \$ 5,137,224.89 |
| dic-2019 | \$ -                      |                  | \$ 1,947,846.02 | \$ 5,842,821.63 |
| ene-2020 | \$ -                      |                  |                 |                 |





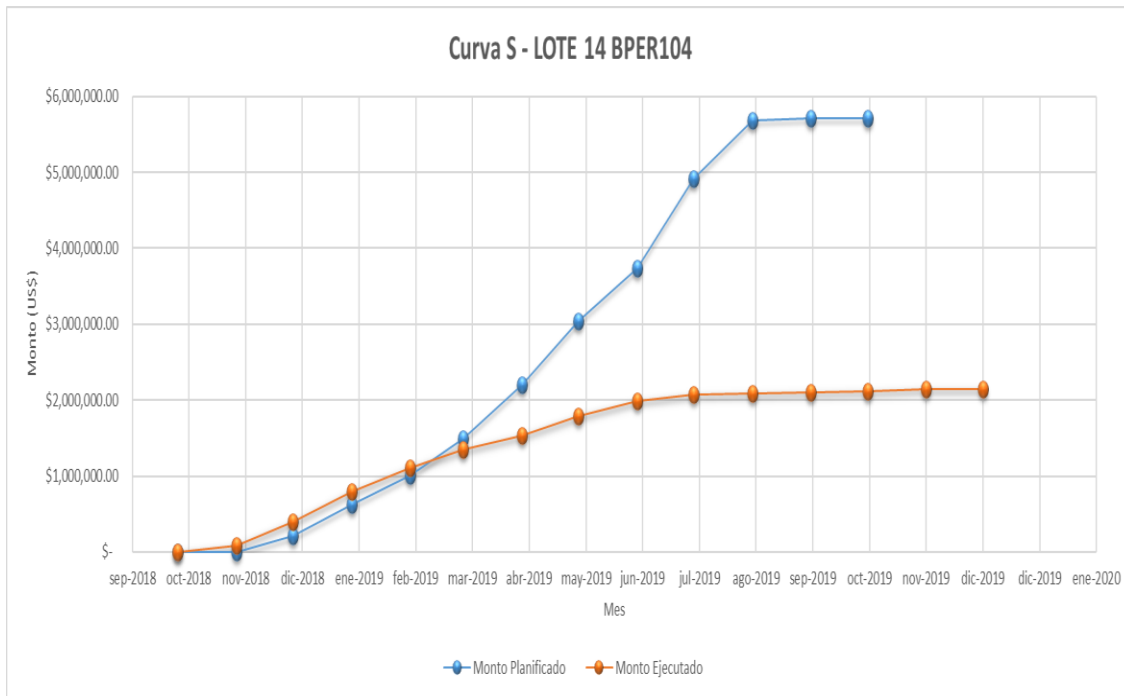
## Proyecto ABAP101

| Mes      | Monto Mensual Planificado | Monto a facturar | Monto Ejecutado | Monto Facturado |
|----------|---------------------------|------------------|-----------------|-----------------|
| oct-2018 | \$ -                      | \$ -             | \$ -            | \$ 1,531,238.88 |
| nov-2018 | \$ -                      | \$ -             | \$ 48,823.36    | \$ 1,531,238.88 |
| dic-2018 | \$ 202,436.09             | \$ 202,436.09    | \$ 183,200.45   | \$ 1,571,782.46 |
| ene-2019 | \$ 451,467.31             | \$ 653,903.41    | \$ 380,896.21   | \$ 1,571,782.46 |
| feb-2019 | \$ 333,297.38             | \$ 987,200.78    | \$ 549,333.41   | \$ 1,820,212.65 |
| mar-2019 | \$ 1,402,884.85           | \$ 2,390,085.64  | \$ 677,938.26   | \$ 1,820,212.65 |
| abr-2019 | \$ 1,978,667.18           | \$ 4,368,752.81  | \$ 960,603.48   | \$ 2,349,510.74 |
| may-2019 | \$ 1,118,835.29           | \$ 5,487,588.10  | \$ 1,260,691.55 | \$ 2,763,582.31 |
| jun-2019 | \$ 955,665.18             | \$ 6,443,253.28  | \$ 1,421,187.37 | \$ 3,783,026.07 |
| jul-2019 | \$ 824,111.66             | \$ 7,267,364.94  | \$ 1,887,396.35 | \$ 4,086,736.24 |
| ago-2019 | \$ 1,031,334.03           | \$ 8,298,698.97  | \$ 3,211,718.26 | \$ 4,338,885.37 |
| sep-2019 | \$ 103,323.85             | \$ 8,402,022.82  | \$ 3,277,911.14 | \$ 4,608,298.98 |
| oct-2019 | \$ -                      | \$ 8,402,022.82  | \$ 3,346,868.84 | \$ 5,016,013.00 |
| nov-2019 | \$ 17,982.01              | \$ 8,420,004.83  | \$ 3,402,132.61 | \$ 5,016,013.00 |
| dic-2019 | \$ -                      |                  | \$ 3,421,898.48 | \$ 5,937,856.92 |
| ene-2020 | \$ -                      |                  |                 |                 |



## Proyecto BPER104

| Mes      | Monto Mensual Planificado | Monto Planificado | Monto Ejecutado | Monto Facturado |
|----------|---------------------------|-------------------|-----------------|-----------------|
| oct-2018 | \$ -                      | \$ -              | \$ -            | \$ 1,183,549.37 |
| nov-2018 | \$ -                      | \$ -              | \$ 86,562.14    | \$ 1,183,549.37 |
| dic-2018 | \$ 206,735.68             | \$ 206,735.68     | \$ 404,118.07   | \$ 1,307,776.93 |
| ene-2019 | \$ 412,144.64             | \$ 618,880.33     | \$ 789,597.08   | \$ 1,307,776.93 |
| feb-2019 | \$ 393,715.93             | \$ 1,012,596.25   | \$ 1,106,363.70 | \$ 1,573,462.92 |
| mar-2019 | \$ 483,723.99             | \$ 1,496,320.24   | \$ 1,350,665.69 | \$ 2,145,591.67 |
| abr-2019 | \$ 700,294.30             | \$ 2,196,614.54   | \$ 1,532,478.99 | \$ 2,230,636.63 |
| may-2019 | \$ 841,098.09             | \$ 3,037,712.62   | \$ 1,787,571.45 | \$ 2,673,946.00 |
| jun-2019 | \$ 701,396.20             | \$ 3,739,108.83   | \$ 1,987,664.04 | \$ 3,169,806.45 |
| jul-2019 | \$ 1,171,715.70           | \$ 4,910,824.53   | \$ 2,078,854.41 | \$ 3,749,568.28 |
| ago-2019 | \$ 776,365.75             | \$ 5,687,190.28   | \$ 2,089,997.57 | \$ 3,749,568.28 |
| sep-2019 | \$ 17,979.29              | \$ 5,705,169.57   | \$ 2,097,577.29 | \$ 3,838,000.93 |
| oct-2019 | \$ -                      | \$ 5,705,169.57   | \$ 2,117,668.85 | \$ 4,452,822.16 |
| nov-2019 | \$ -                      |                   | \$ 2,147,871.24 | \$ 4,560,509.41 |
| dic-2019 | \$ -                      |                   | \$ 2,148,728.18 | \$ 4,660,960.10 |
| ene-2020 | \$ -                      |                   |                 |                 |



**Leonel Gabot Bonilla**

Coordinación de Planificación y Control de Gestión

Dirección de Proyectos Financiados

Programa de Rehabilitación de Redes Eléctricas

Edenorte Dominicana

F: 809-747-9346

E: legabot@edenorte.com.do P: www.edenorte.com.do

Síguenos en:

