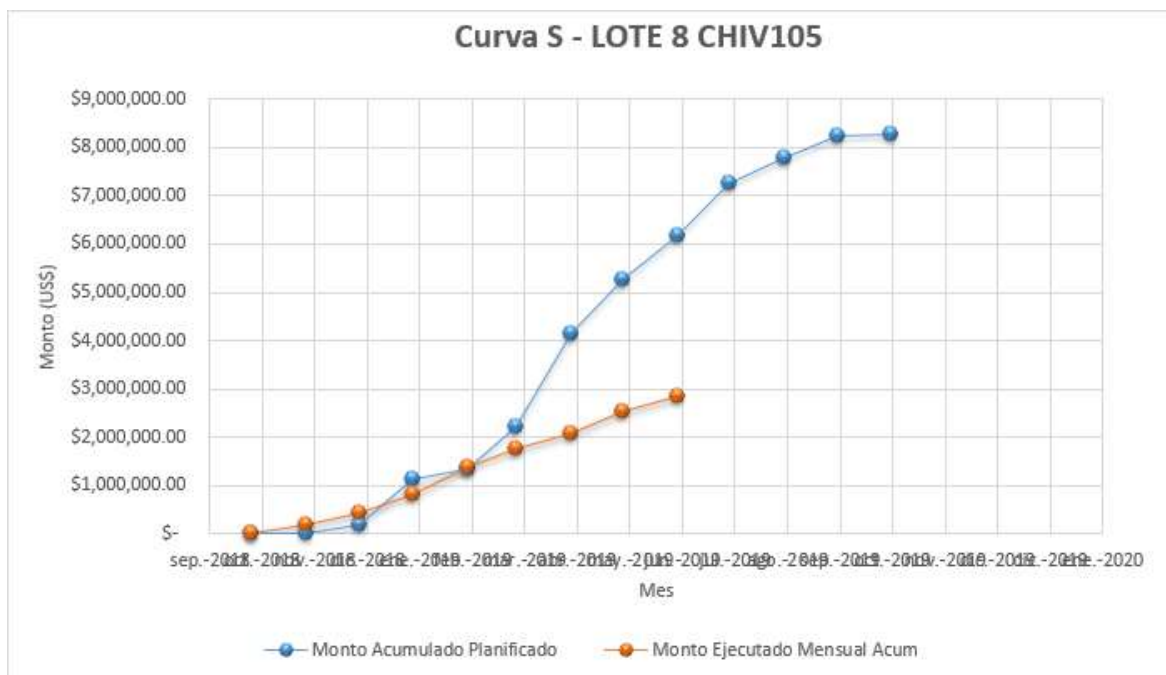


## Proyectos de Rehabilitacion de Redes Edenorte Dominicana

### Informe de Presupuesto Trimestre Abr-Jun 2019

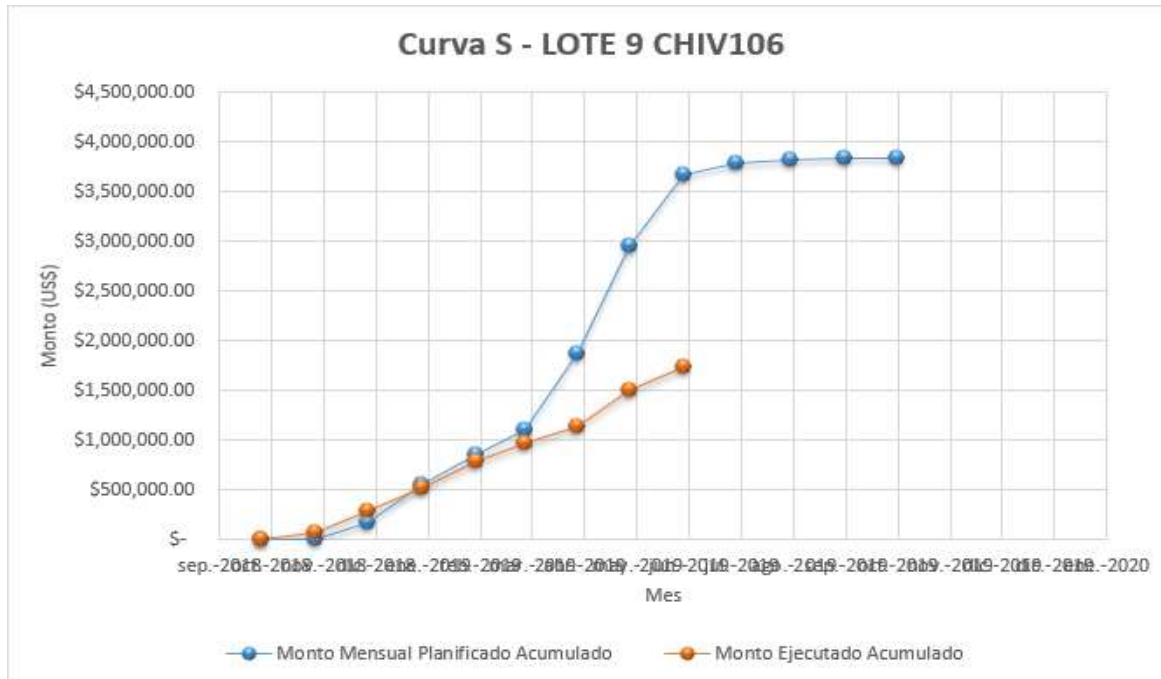
#### Proyecto CHIV105

Mes	Monto Mensual Planificado	Monto Acumulado Planificado	Monto Ejecutado Mensual Acum	Monto Facturado Acum
oct-2018	\$ -	\$ -	\$ -	\$ 1,750,175.72
nov-2018	\$ -	\$ -	\$ 179,827.76	\$ 1,750,175.72
dic-2018	\$ 198,503.24	\$ 198,503.24	\$ 444,724.12	\$ 1,860,143.91
ene-2019	\$ 932,079.29	\$ 1,130,582.53	\$ 808,511.23	\$ 1,901,785.77
feb-2019	\$ 222,730.33	\$ 1,353,312.86	\$ 1,372,987.55	\$ 2,307,349.13
mar-2019	\$ 854,446.35	\$ 2,207,759.21	\$ 1,758,771.98	\$ 2,865,985.00
abr-2019	\$ 1,924,580.93	\$ 4,132,340.14	\$ 2,077,009.16	\$ 3,082,820.27
may-2019	\$ 1,129,513.18	\$ 5,261,853.32	\$ 2,545,749.98	\$ 3,913,432.05
jun-2019	\$ 925,559.37	\$ 6,187,412.69	\$ 2,851,561.21	\$ 4,457,054.73
jul-2019	\$ 1,061,513.70	\$ 7,248,926.40		
ago-2019	\$ 535,457.55	\$ 7,784,383.95		
sep-2019	\$ 458,830.47	\$ 8,243,214.41		
oct-2019	\$ 16,066.05	\$ 8,259,280.46		
nov-2019	\$ -			
dic-2019	\$ -			
ene-2020	\$ -			



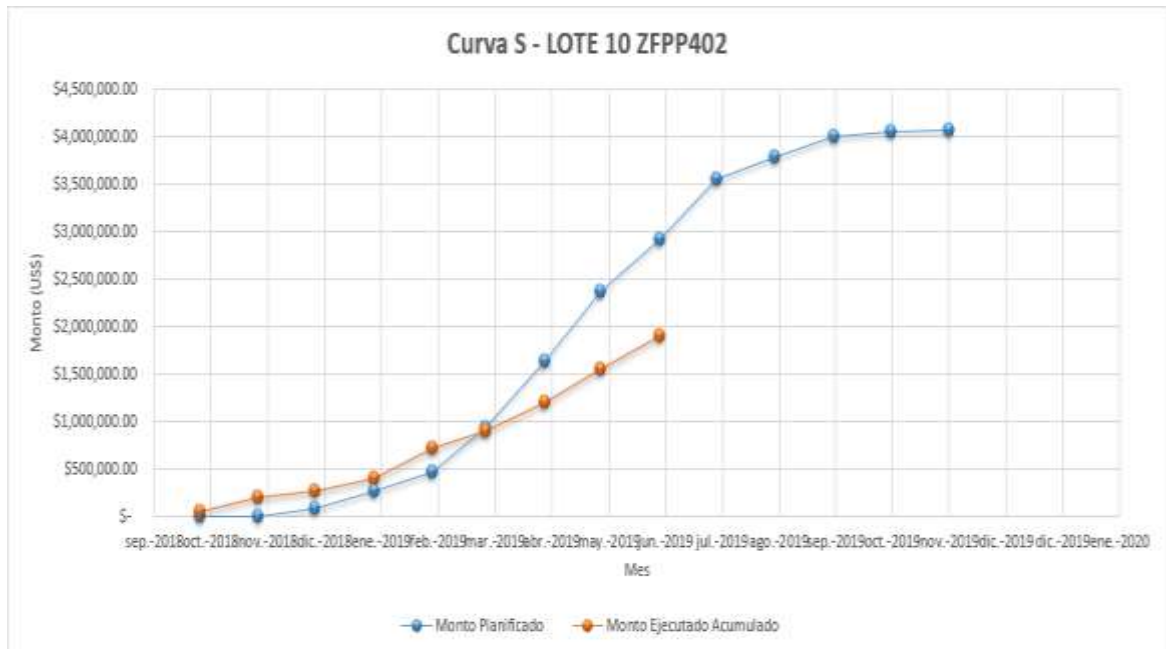
## Proyecto CHIV106

Mes	Monto Mensual Planificado	Monto Mensual Planificado Acumulado	Monto Ejecutado Acumulado	Monto Facturado Acumulado
oct-2018	\$ -	\$ -	\$ -	\$ 818,132.38
nov-2018	\$ -	\$ -	\$ 80,782.18	\$ 818,132.38
dic-2018	\$ 178,361.67	\$ 178,361.67	\$ 290,628.37	\$ 896,099.78
ene-2019	\$ 377,081.36	\$ 555,443.03	\$ 530,559.41	\$ 928,906.14
feb-2019	\$ 292,725.29	\$ 848,168.32	\$ 786,303.75	\$ 1,201,602.92
mar-2019	\$ 259,095.73	\$ 1,107,264.05	\$ 978,463.62	\$ 1,460,898.44
abr-2019	\$ 770,968.79	\$ 1,878,232.84	\$ 1,134,433.36	\$ 1,584,408.64
may-2019	\$ 1,068,762.16	\$ 2,946,994.99	\$ 1,503,654.76	\$ 1,887,678.86
jun-2019	\$ 730,341.06	\$ 3,677,336.06	\$ 1,737,968.81	\$ 2,093,852.88
jul-2019	\$ 113,745.83	\$ 3,791,081.88		
ago-2019	\$ 28,768.79	\$ 3,819,850.67		
sep-2019	\$ 24,254.56	\$ 3,844,105.23		
oct-2019	\$ -	\$ 3,844,105.23		
nov-2019				
dic-2019				
ene-2020				



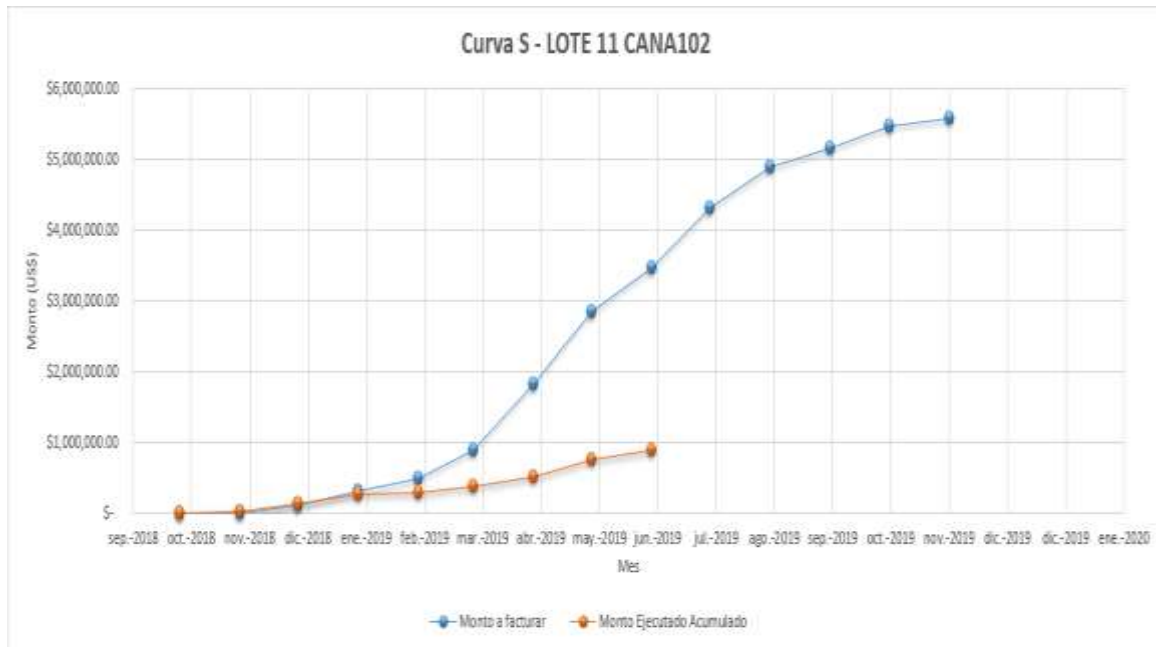
## Proyecto ZFPP402

Mes	Monto Mensual Planificado	Monto Planificado	Monto Ejecutado Acumulado	Monto Facturado Acumulado
oct-2018	\$ -	\$ -	\$ 64,537.18	\$ 671,861.72
nov-2018	\$ -	\$ -	\$ 208,770.16	\$ 671,861.72
dic-2018	\$ 84,571.27	\$ 84,571.27	\$ 276,254.61	\$ 871,895.80
ene-2019	\$ 180,677.40	\$ 265,248.68	\$ 413,106.69	\$ 899,926.73
feb-2019	\$ 214,389.29	\$ 479,637.97	\$ 720,437.04	\$ 1,041,238.93
mar-2019	\$ 465,040.45	\$ 944,678.42	\$ 902,549.11	\$ 1,245,000.05
abr-2019	\$ 688,700.05	\$ 1,633,378.47	\$ 1,198,132.12	\$ 1,367,883.74
may-2019	\$ 738,201.38	\$ 2,371,579.84	\$ 1,549,295.87	\$ 1,979,288.76
jun-2019	\$ 542,278.35	\$ 2,913,858.19	\$ 1,902,771.32	\$ 2,255,736.34
jul-2019	\$ 647,344.42	\$ 3,561,202.61		
ago-2019	\$ 233,255.57	\$ 3,794,458.18		
sep-2019	\$ 202,946.51	\$ 3,997,404.69		
oct-2019	\$ 51,503.39	\$ 4,048,908.07		
nov-2019	\$ 14,606.91	\$ 4,063,514.98		
dic-2019	\$ -			
ene-2020	\$ -			



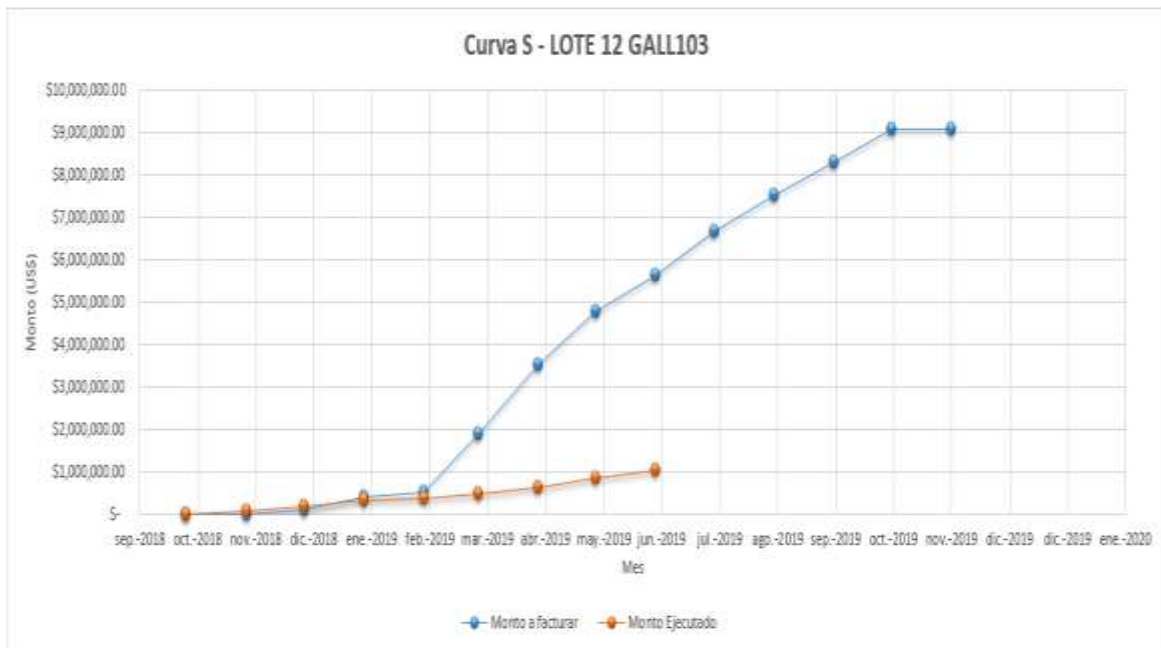
## Proyecto CANA102

Mes	Monto Mensual Planificado	Monto a facturar	Monto Ejecutado Acumulado	Monto Facturado Acum
oct-2018	\$ -	\$ -	\$ -	\$ 824,770.98
nov-2018	\$ -	\$ -	\$ 35,064.45	\$ 824,770.98
dic-2018	\$ 115,332.70	\$ 115,332.70	\$ 138,681.71	\$ 857,039.73
ene-2019	\$ 204,988.75	\$ 320,321.46	\$ 265,453.62	\$ 926,264.07
feb-2019	\$ 178,988.77	\$ 499,310.22	\$ 297,018.98	\$ 1,119,367.62
mar-2019	\$ 407,603.70	\$ 906,913.92	\$ 385,623.53	\$ 1,164,795.35
abr-2019	\$ 914,090.81	\$ 1,821,004.73	\$ 516,137.60	\$ 1,164,795.35
may-2019	\$ 1,038,479.19	\$ 2,859,483.92	\$ 767,990.33	\$ 1,748,940.53
jun-2019	\$ 619,067.47	\$ 3,478,551.39	\$ 889,477.17	\$ 1,827,636.44
jul-2019	\$ 844,284.66	\$ 4,322,836.05		
ago-2019	\$ 580,366.77	\$ 4,903,202.82		
sep-2019	\$ 255,387.00	\$ 5,158,589.82		
oct-2019	\$ 318,013.91	\$ 5,476,603.73		
nov-2019	\$ 100,012.67	\$ 5,576,616.40		
dic-2019	\$ -			
ene-2020	\$ -			



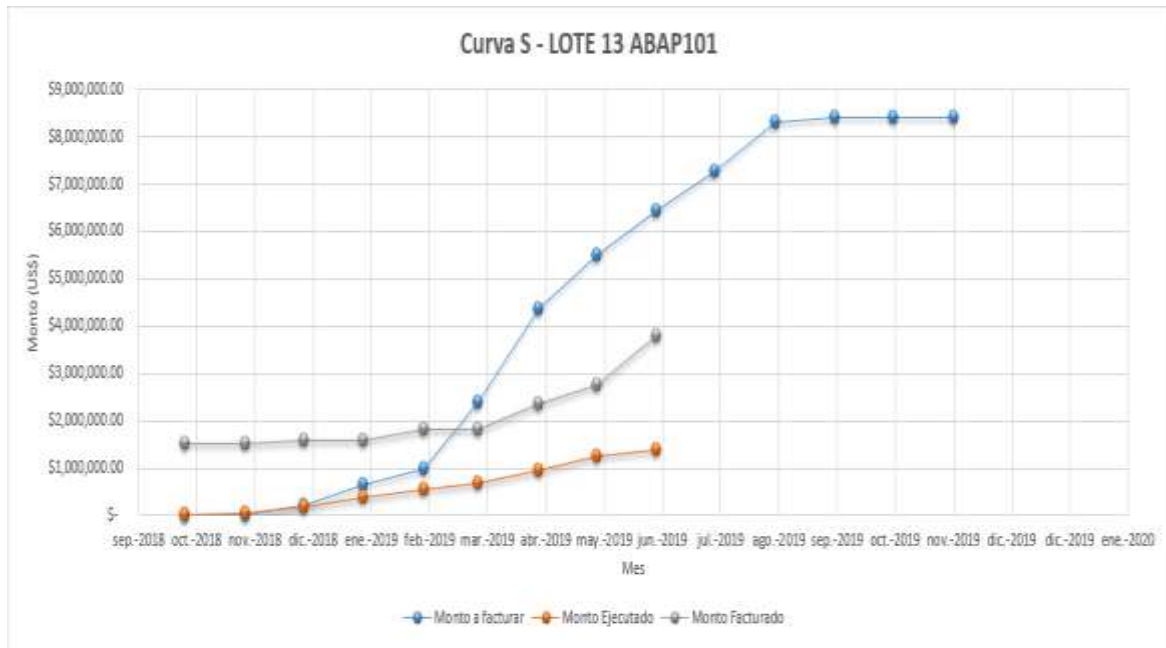
## Proyecto GALL103

Mes	Monto Mensual Planificado	Monto a facturar	Monto Ejecutado	Monto Facturado
oct-2018	\$ -	\$ -	\$ 144.92	\$ 1,689,972.45
nov-2018	\$ -	\$ -	\$ 87,728.32	\$ 1,689,972.45
dic-2018	\$ 135,176.12	\$ 135,176.12	\$ 211,236.65	\$ 1,722,633.08
ene-2019	\$ 284,777.30	\$ 419,953.42	\$ 332,171.03	\$ 1,722,633.08
feb-2019	\$ 123,234.61	\$ 543,188.03	\$ 373,498.53	\$ 2,008,014.32
mar-2019	\$ 1,377,359.77	\$ 1,920,547.81	\$ 492,629.80	\$ 2,008,014.32
abr-2019	\$ 1,626,901.08	\$ 3,547,448.89	\$ 630,378.42	\$ 2,369,485.97
may-2019	\$ 1,240,877.90	\$ 4,788,326.79	\$ 864,324.96	\$ 3,301,086.06
jun-2019	\$ 854,257.84	\$ 5,642,584.63	\$ 1,044,644.76	\$ 3,990,514.64
jul-2019	\$ 1,037,372.92	\$ 6,679,957.55		
ago-2019	\$ 839,711.23	\$ 7,519,668.78		
sep-2019	\$ 802,444.90	\$ 8,322,113.68		
oct-2019	\$ 752,422.80	\$ 9,074,536.48		
nov-2019	\$ -	\$ 9,074,536.48		
dic-2019	\$ -			
ene-2020	\$ -			



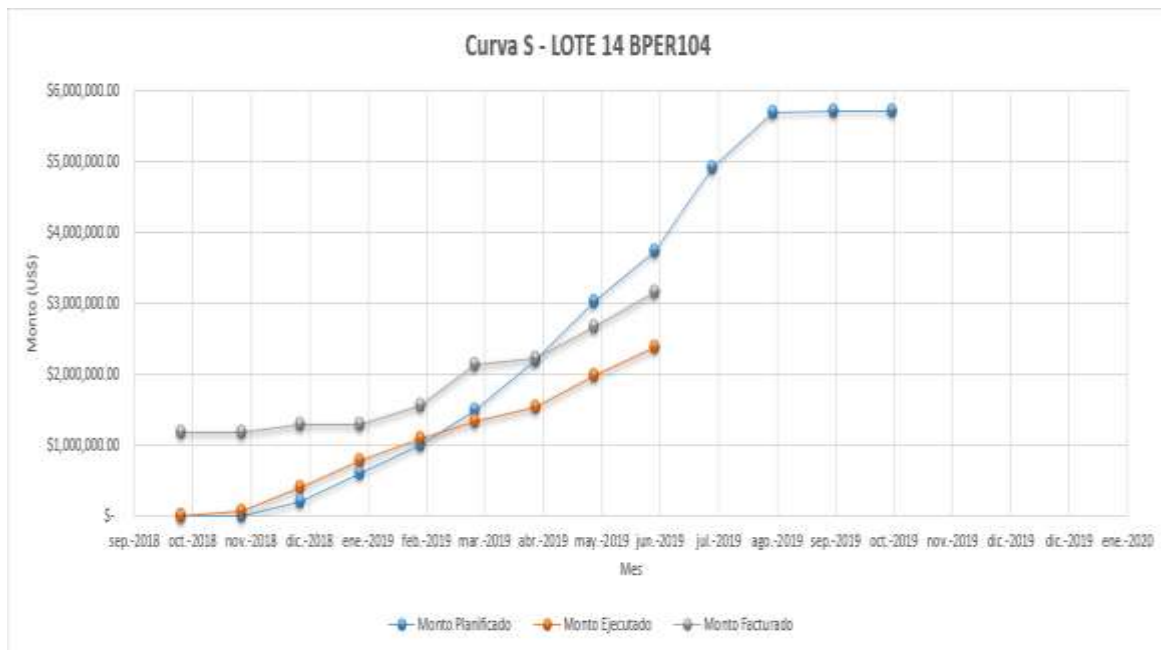
## Proyecto ABAP101

Mes	Monto Mensual Planificado	Monto a facturar	Monto Ejecutado	Monto Facturado
oct-2018	\$ -	\$ -	\$ -	\$ 1,531,238.88
nov-2018	\$ -	\$ -	\$ 48,823.36	\$ 1,531,238.88
dic-2018	\$ 202,436.09	\$ 202,436.09	\$ 182,548.44	\$ 1,571,782.46
ene-2019	\$ 451,467.31	\$ 653,903.41	\$ 380,244.20	\$ 1,571,782.46
feb-2019	\$ 333,297.38	\$ 987,200.78	\$ 548,681.40	\$ 1,820,212.65
mar-2019	\$ 1,402,884.85	\$ 2,390,085.64	\$ 676,607.12	\$ 1,820,212.65
abr-2019	\$ 1,978,667.18	\$ 4,368,752.81	\$ 958,183.22	\$ 2,349,510.74
may-2019	\$ 1,118,835.29	\$ 5,487,588.10	\$ 1,257,859.83	\$ 2,763,582.31
jun-2019	\$ 955,665.18	\$ 6,443,253.28	\$ 1,401,280.77	\$ 3,783,026.07
jul-2019	\$ 824,111.66	\$ 7,267,364.94		
ago-2019	\$ 1,031,334.03	\$ 8,298,698.97		
sep-2019	\$ 103,323.85	\$ 8,402,022.82		
oct-2019	\$ -	\$ 8,402,022.82		
nov-2019	\$ 17,982.01	\$ 8,420,004.83		
dic-2019	\$ -			
ene-2020	\$ -			



## Proyecto BPER104

Mes	Monto Mensual Planificado	Monto Planificado	Monto Ejecutado	Monto Facturado
oct-2018	\$ -	\$ -	\$ -	\$ 1,183,549.37
nov-2018	\$ -	\$ -	\$ 86,562.14	\$ 1,183,549.37
dic-2018	\$ 206,735.68	\$ 206,735.68	\$ 404,118.07	\$ 1,307,776.93
ene-2019	\$ 412,144.64	\$ 618,880.33	\$ 789,597.08	\$ 1,307,776.93
feb-2019	\$ 393,715.93	\$ 1,012,596.25	\$ 1,106,195.61	\$ 1,573,462.92
mar-2019	\$ 483,723.99	\$ 1,496,320.24	\$ 1,350,492.42	\$ 2,145,591.67
abr-2019	\$ 700,294.30	\$ 2,196,614.54	\$ 1,532,374.13	\$ 2,230,636.63
may-2019	\$ 841,098.09	\$ 3,037,712.62	\$ 1,987,750.89	\$ 2,673,946.00
jun-2019	\$ 701,396.20	\$ 3,739,108.83	\$ 2,375,567.28	\$ 3,169,806.45
jul-2019	\$ 1,171,715.70	\$ 4,910,824.53		
ago-2019	\$ 776,365.75	\$ 5,687,190.28		
sep-2019	\$ 17,979.29	\$ 5,705,169.57		
oct-2019	\$ -	\$ 5,705,169.57		
nov-2019	\$ -			
dic-2019	\$ -			
ene-2020	\$ -			



**Ing. Deivy Rodriguez**

Coordinación de Planificación y Control de Gestión

Dirección de Proyectos Financiados

Programa de Rehabilitación de Redes Eléctricas

Edenorte Dominicana

F: 809-747-9346

E: drodriguez@edenorte.com.do P: www.edenorte.com.do

Síguenos en:

